



PARTS CATALOG

Published

2009/9 (Sep.)

0CS10-G34600

P R E F A C E

1. This Parts catalog carries all parts incorporated in YANMAR Model YDP series and YDS404AE,

Parts catalog No. : 000Y00S3460

Date of issue : Mar. , 1995

☆YDP series

AIR COOLED DIESEL PUMPS

☆YDS404AE

AIR COOLED DIESEL POWER SPRAYER

2. Model list

Model	YDP20TE	YDP30TE	YDP40TE	YDP20STE	YDP30STE	YDP40STE
PUMP	Trash Pump			Semi-trash Pump		
ENGINE	L40AE -DP2T	L60AE -DP3T	L90AE -DEP4T	L40AE -DP2ST	L40AE -DP3ST	L75AE -DEP4ST

Model	YDP20DE	YDP30DE	YDS404AE
PUMP	Diaphragm Pump		Hydraulic Pump
ENGINE	L40AE -DP2D	L40AE -DP3D	L40AE-S

CONTENTS

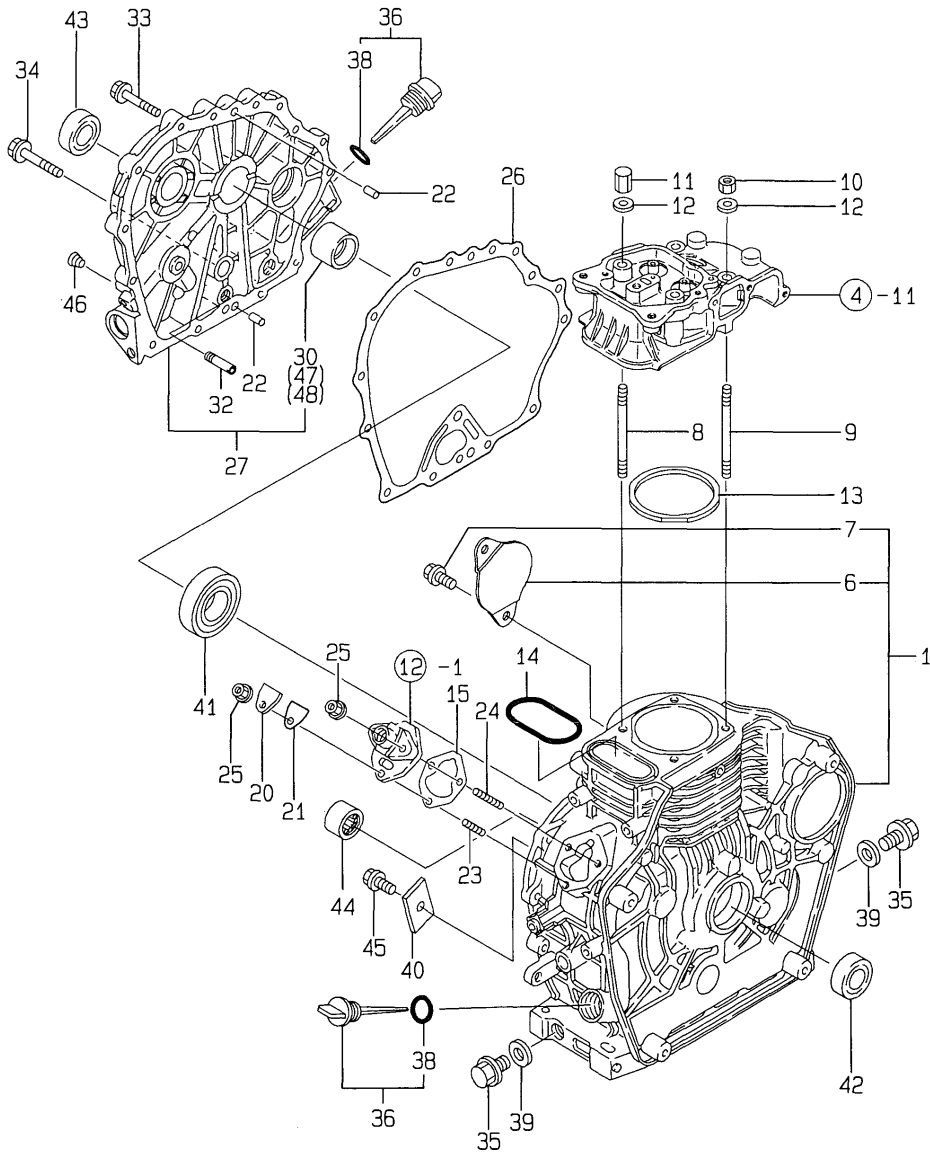
MODEL : YDP - (LA)
PC NO : 0CS10-G34600

Fig.No.	GROUP NAME
YDP LA	
1.	CYLINDER BLOCK
2.	CYLINDER BLOCK
3.	CYLINDER BLOCK
4.	CYLINDER HEAD & BONNET
5.	AIR CLEANER
6.	MUFFLER
7.	CRANKSHAFT,PISTON & CAMSHAFT
8.	CRANKSHAFT,PISTON & CAMSHAFT
9.	CRANKSHAFT,PISTON & CAMSHAFT
10.	LUB.OIL PUMP & GOVERNOR
11.	COOLING & STARTING DEVICE
12.	FUEL INJECTION PUMP
13.	FUEL TANK & FUEL LINE
14.	STARTING MOTOR & DYNAMO
15.	TOOL,LABEL & GASKET SET
16.	WATER PUMP(TRASH)
17.	FLAME (TRASH)
18.	CYLINDER BLOCK
19.	CYLINDER BLOCK
20.	CYLINDER HEAD & BONNET
21.	AIR CLEANER
22.	MUFFLER
23.	CRANKSHAFT,PISTON & CAMSHAFT
24.	CRANKSHAFT,PISTON & CAMSHAFT
25.	LUB.OIL PUMP & GOVERNOR
26.	COOLING & STARTING DEVICE
27.	FUEL INJECTION PUMP
28.	FUEL TANK & FUEL LINE
29.	STARTING MOTOR DYNAMO

Fig.No.	GROUP NAME
30.	TOOL,LABEL & GASKET SET
31.	WATER PUMP(SEMI-TRASH)
32.	FLAME (SEMI-TRASH)
33.	CYLINDER BLOCK
34.	CYLINDER HEAD & BONNET
35.	AIR CLEANER & MUFFLER
36.	CRANKSHAFT,PISTON & CAMSHAFT
37.	LUB.OIL PUMP & GOVERNOR
38.	COOLING & STARTING DEVICE
39.	FUEL INJECTION PUMP
40.	FUEL TANK & FUEL LINE
41.	TOOL,LABEL & GASKET SET
42.	WATER PUMP(DIAPHRAGM)
43.	FLAME (DIAPHRAGM)
44.	CYLINDER BLOCK
45.	CYLINDER HEAD & BONNET
46.	AIR CLEANER & MUFFLER
47.	CRANKSHAFT,PISTON & CAMSHAFT
48.	LUB.OIL PUMP & GOVERNOR
49.	COOLING & STARTING DEVICE
50.	FUEL INJECTION PUMP
51.	FUEL TANK & FUEL LINE
52.	TOOL,LABEL & GASKET SET
53.	HYDRAULIC PUMP
54.	FRAME

Fig.1. CYLINDER BLOCK

1. CYLINDER BLOCK



(A)=L40AE-DP2T
(B)=L60AE-DP3T
(C)=L90AE-DEP4T

(D)=
(E)=
(F)=

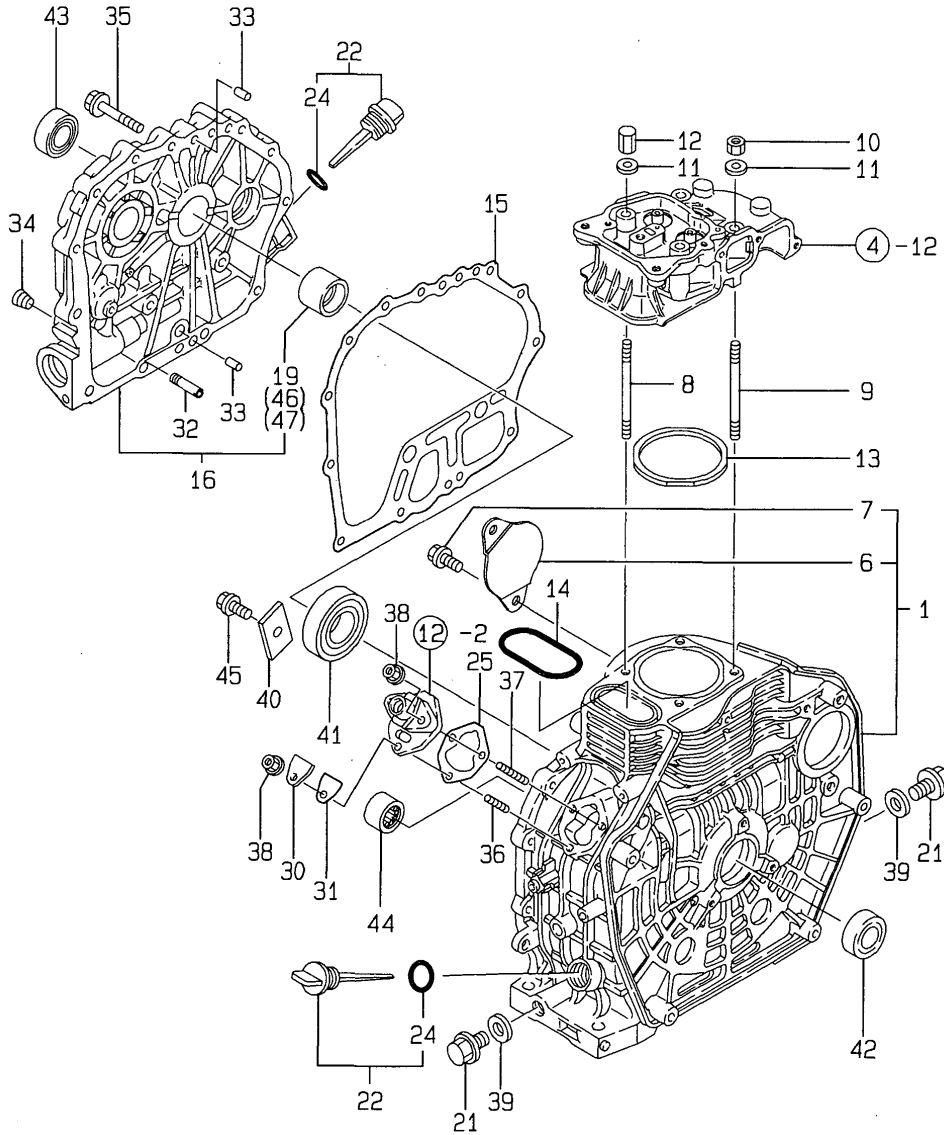
REF.	LEV.	PARTS NO.	DESCRIPTION	QTY						I	R
				(A)	(B)	(C)	(D)	(E)	(F)		
1	1	714270-01560	BLOCK ASSY, CYLINDER	1							
6	2	114350-01700	COVER, STARTER	1							
7	2	26106-100122	BOLT M10X 12 PLATED	2							
8	1	114250-01200	STUD, CYL. HEAD	2							
9	1	114250-01210	STUD, CYL. HEAD	2							
10	1	114250-01220	NUT 8	2							
11	1	114250-01250	NUT 8	2							
12	1	124950-01250	WASHER	4							
13	1	114250-01340	GASKET, CYL. HEAD	1							G
14	1	114250-01380	O-RING	1							G
15	1	114250-01800	SHIM SET	1							
20	1	114250-01830	COVER, INSPEC.WINDOW	1							
21	1	114250-01840	GASKET	1							G
22	1	114270-01600	PARALLEL PIN 8X12	2							
23	1	26226-060182	STUD M 6X 18 PLATED	1							
24	1	26226-060222	STUD M 6X 22 PLATED	2							
25	1	26366-060002	NUT M 6	3							
26	1	114250-01412	GASKET, CRANK CASE	1							G
27	1	114260-01454	COVER (D),CRANK CASE	1							
30	2	114250-02100	BEARING, MAIN	1							1
32	1	114250-35150	PIPE, L.O. INLET	1							
33	1	26106-060252	BOLT M 6X 25 PLATED	14							
34	1	26106-080352	BOLT M 8X 35 PLATED	1							
35	1	105425-01690	PLUG M16	2							
36	1	160710-01760	CAP, W/LUB.OIL GAUGE	2							
38	2	24311-000180	O-RING 1A P-18.0	2							G
39	1	22190-160002	SEAL WASHER 16S	2							G
40	1	114250-02030	RETAINER, BEARING	1							
41	1	114250-02113	BALL BEARING	1							
42	1	160110-02220	SEAL, OIL	1							
43	1	160210-02220	SEAL, OIL	1							
44	1	24162-152112	NEEDLE BEARING	1							
45	1	26106-080122	BOLT M 8X 12 PLATED	1							
46	1	23871-010000	PLUG PT1/8,SCREW	1							
47	1	114250-02200	MAIN BEARING US=0.25	1							2
48	1	114250-02210	MAIN BEARING US=0.50	1							2

Remarks

- (1) REPAIR PART.
- (2) UNDER-SIZED PART.
- (G) THESE PARTS ARE SOLD BY FIG.15, REF.NO.33.

Fig.2. CYLINDER BLOCK

2. CYLINDER BLOCK



(A)=L40AE-DP2T
(B)=L60AE-DP3T
(C)=L90AE-DEP4T

(D)=
(E)=
(F)=

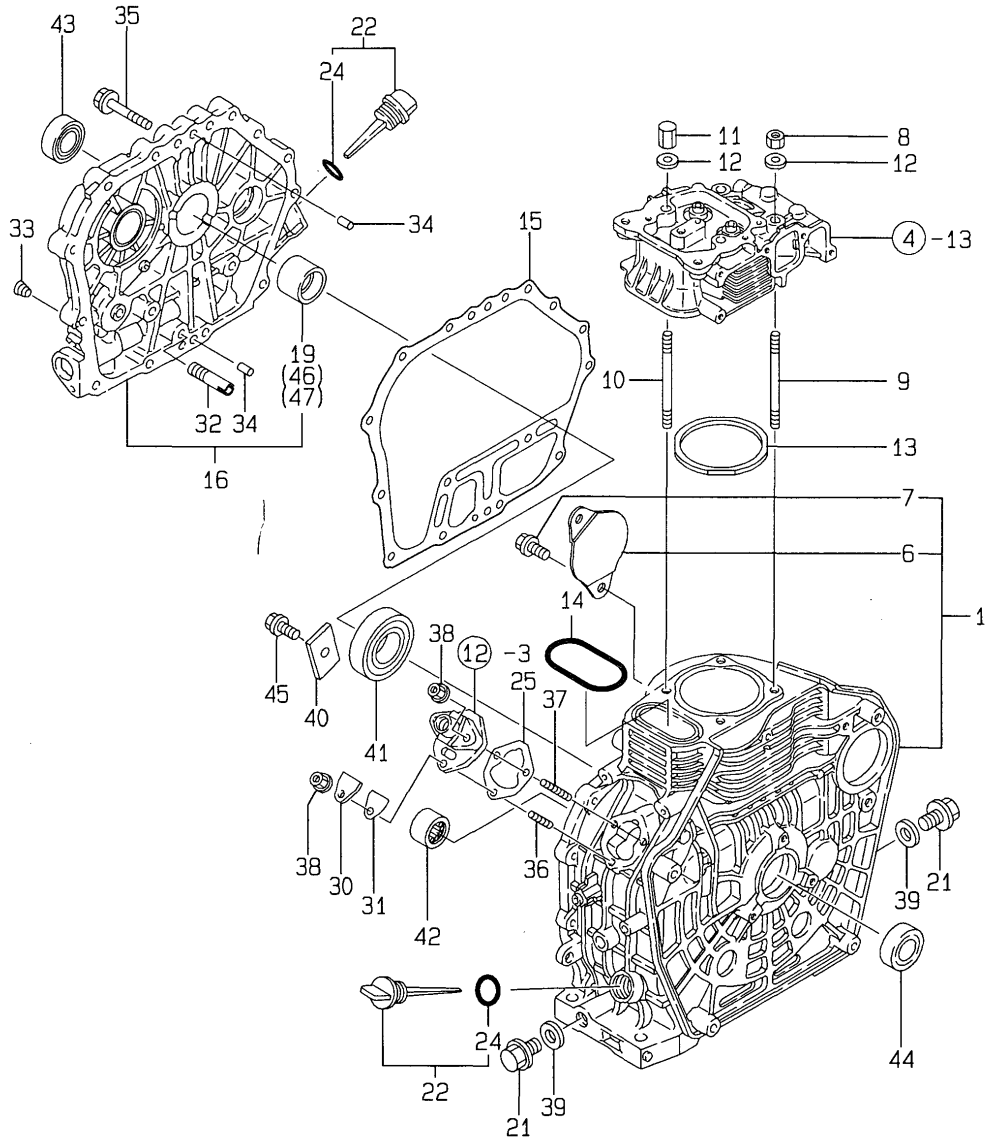
REF.	LEV.	PARTS NO.	DESCRIPTION	QTY						I	R
				(A)	(B)	(C)	(D)	(E)	(F)		
1	1	714371-01560	BLOCK ASSY, CYLINDER	1							
6	2	114350-01700	COVER, STARTER		1						
7	2	26106-100122	BOLT M10X 12 PLATED		2						
8	1	114350-01200	STUD, CYL. HEAD		2						
9	1	114350-01210	STUD, CYL. HEAD		2						
10	1	114350-01220	NUT 9		2						
11	1	105225-01240	WASHER		4						
12	1	114350-01250	NUT 9		2						
13	1	114350-01340	GASKET, CYL. HEAD		1						G
14	1	114350-01380	O-RING		1						G
15	1	114350-01412	GASKET, CRANK CASE		1						G
16	1	114360-01454	COVER (D),CRANK CASE		1						
19	2	114350-02100	BEARING, MAIN		1						1
21	1	105425-01690	PLUG M16		2						
22	1	160910-01740	CAP, W/LUB.OIL GAUGE		2						
24	2	24311-000180	O-RING 1A P-18.0		2						G
25	1	114250-01800	SHIM SET		1						
30	1	114250-01830	COVER, INSPEC.WINDOW		1						
31	1	114250-01840	GASKET		1						G
32	1	114250-35150	PIPE, L.O. INLET		1						
33	1	114270-01600	PARALLEL PIN 8X12		2						
34	1	23871-010000	PLUG PT1/8,SCREW		1						
35	1	26106-080352	BOLT M 8X 35 PLATED		15						
36	1	26226-060182	STUD M 6X 18 PLATED		1						
37	1	26226-060222	STUD M 6X 22 PLATED		2						
38	1	26366-060002	NUT M 6		3						
39	1	22190-160002	SEAL WASHER 16S		2						G
40	1	114250-02030	RETAINER, BEARING		1						
41	1	114350-02113	BALL BEARING		1						
42	1	160110-02220	SEAL, OIL		1						
43	1	160110-02220	SEAL, OIL		1						
44	1	24162-152112	NEEDLE BEARING		1						
45	1	26106-080122	BOLT M 8X 12 PLATED		1						
46	1	114350-02200	MAIN BEARING US=0.25		1						2
47	1	114350-02210	MAIN BEARING US=0.50		1						2

Remarks

- (1) REPAIR PART.
- (2) UNDER-SIZED PART.
- (G) THESE PARTS ARE SOLD BY FIG.15, REF.NO.34.

Fig.3. CYLINDER BLOCK

3.CYLINDER BLOCK



Remarks

- (1) REPAIR PART.
- (2) UNDER-SIZED PART.
- (G) THESE PARTS ARE SOLD BY FIG.15, REF.NO.35.

OCS10-G34600 3. CYLINDER BLOCK

(A)=L40AE-DP2T
 (B)=L60AE-DP3T
 (C)=L90AE-DEP4T

(D)=
 (E)=
 (F)=

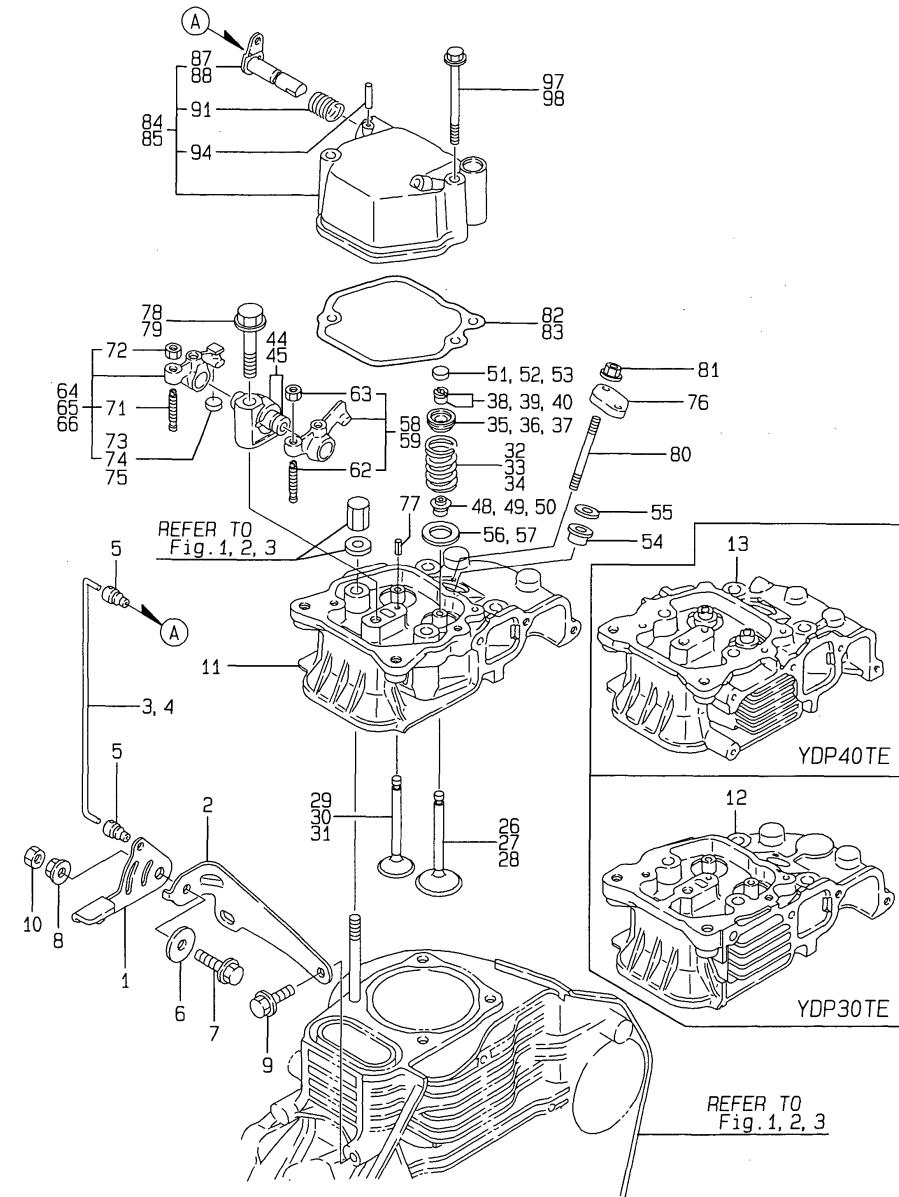
REF.	LEV.	PARTS NO.	DESCRIPTION	QTY						I	R	
				(A)	(B)	(C)	(D)	(E)	(F)			
1	1	714671-01560	BLOCK ASSY, CYLINDER			1						
6	2	114350-01700	COVER, STARTER			1						
7	2	26106-100122	BOLT M10X 12 PLATED			2						
8	1	105025-01220	NUT 10			2						
9	1	114650-01230	STUD, CYL. HEAD			2						
10	1	114650-01240	STUD, CYL. HEAD			2						
11	1	114650-01250	NUT 10			2						
12	1	114650-01260	WASHER			4						
13	1	114650-01340	GASKET, CYL. HEAD			1						G
14	1	114650-01380	O-RING			1						G
15	1	114650-01412	GASKET, CRANK CASE			1						G
16	1	114660-01471	COVER (D),CRANK CASE			1						
19	2	114650-02100	BEARING, MAIN			1						1
21	1	105425-01690	PLUG M16			2						
22	1	160910-01740	CAP, W/LUB.OIL GAUGE			2						
24	2	24311-000180	O-RING 1A P-18.0			2						G
25	1	114250-01800	SHIM SET			1						
30	1	114250-01830	COVER, INSPEC.WINDOW			1						
31	1	114250-01840	GASKET			1						G
32	1	114250-35150	PIPE, L.O. INLET			1						
33	1	23871-010000	PLUG PT1/8,SCREW			1						
34	1	114270-01600	PARALLEL PIN 8X12			2						
35	1	26106-080352	BOLT M 8X 35 PLATED			16						
36	1	26226-060182	STUD M 6X 18 PLATED			1						
37	1	26226-060222	STUD M 6X 22 PLATED			2						
38	1	26366-060002	NUT M 6			3						
39	1	22190-160002	SEAL WASHER 16S			2						G
40	1	114250-02030	RETAINER, BEARING			1						
41	1	114650-02150	BALL BEARING			1						
42	1	24162-152112	NEEDLE BEARING			1						
43	1	24423-355008	SEAL, OIL			1						
44	1	24423-355008	SEAL, OIL			1						
45	1	26106-080122	BOLT M 8X 12 PLATED			1						
46	1	114650-02200	MAIN BEARING US=0.25			1						2
47	1	114650-02210	MAIN BEARING US=0.50			1						2

Fig.4. CYLINDER HEAD & BONNET

(A)=L40AE-DP2T
(B)=L60AE-DP3T
(C)=L90AE-DEP4T

(D)=
(E)=
(F)=

4. CYLINDER HEAD & BONNET



REF.	LEV.	PARTS NO.	DESCRIPTION	QTY						I	R
				(A)	(B)	(C)	(D)	(E)	(F)		
1	1	183250-03410	LEVER, DECOMPRESSION	1	1						
2	1	183250-03450	BRACKET	1	1						
3	1	183250-03510	LINK	1							
4	1	183350-03510	LINK		1						
5	1	183250-03550	JOINT	2	2						
6	1	160670-66350	COLLAR	1	1						
7	1	26106-060202	BOLT M 6X 20 PLATED	1	1						
8	1	26366-060002	NUT M 6	1	1						
9	1	26476-060142	BOLT M 6X 14,TAPPING	2	2						
10	1	26756-060002	LOCK NUT M 6 PLATED	1	1						
11	1	114250-11020	HEAD ASSY, CYLINDER	1							
12	1	114870-11020	HEAD ASSY, CYLINDER		1						
13	1	114650-11010	HEAD ASSY, CYLINDER			1					
26	1	114250-11101	VALVE, SUCTION	1							
27	1	114350-11101	VALVE, SUCTION		1						
28	1	114650-11100	VALVE, SUCTION				1				
29	1	114250-11113	VALVE, EXHAUST	1							
30	1	114350-11113	VALVE, EXHAUST		1						
31	1	114654-11110	VALVE, EXHAUST				1				
32	1	114250-11120	SPRING, VALVE	2							
33	1	114350-11120	SPRING, VALVE		2						
34	1	114650-11121	SPRING, VALVE				2				
35	1	114250-11180	RETAINER, SPRING	2							
36	1	101158-11180	RETAINER, SPRING		2						
37	1	119620-11180	RETAINER, SPRING				2				
38	1	714250-11570	COTTER ASSY	2							
39	1	27310-060001	COTTER ASSY		2						
40	1	27310-070001	COTTER ASSY				2				
44	1	114250-11290	SUPPORT, ROCKER ARM	1	1						
45	1	114650-11261	SUPPORT, ROCKER ARM				1				
48	1	114250-11340	SEAL, VALVE STEM	2							G
49	1	114350-11340	SEAL, VALVE STEM		2						G
50	1	114650-11340	SEAL, VALVE STEM			2					G
51	1	119260-11370	CAP, VALVE	1							
52	1	105010-11490	CAP, VALVE		1						
53	1	104211-11370	CAP, VALVE				1				
54	1	114250-11460	GASKET, NOZZLE	1	1	1					G
55	1	114350-11470	SPACER, NOZZLE	1	1	1					
56	1	114250-11600	WASHER	2	2						
57	1	114650-11600	WASHER				2				
58	1	114250-11651	ARM ASSY, INTAKE	1	1						
59	1	114650-11652	ARM ASSY, INTAKE				1				
62	2	114250-11240	SCREW, VALVE ADJUST.	1	1	1					
63	2	26756-060002	LOCK NUT M 6 PLATED	1	1	1					
64	1	714270-11660	ARM ASSY, EXHAUST	1							
65	1	714370-11660	ARM ASSY, EXHAUST		1						
66	1	714670-11660	ARM ASSY, EXHAUST				1				
71	2	114250-11240	SCREW, VALVE ADJUST.	1	1	1					
72	2	26756-060002	LOCK NUT M 6 PLATED	1	1	1					
73	2	119260-11370	CAP, VALVE	1							
74	2	105010-11490	CAP, VALVE		1						

Remarks

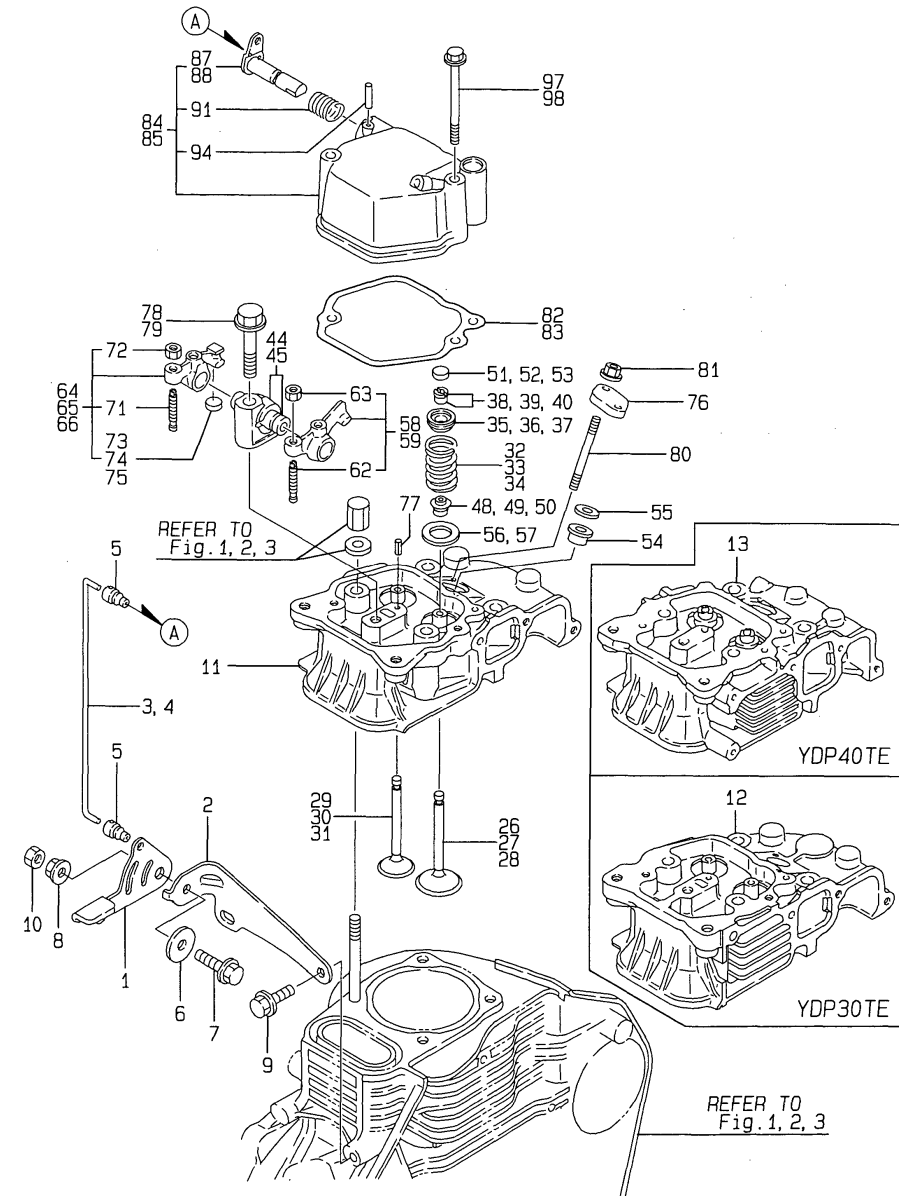
(G) THESE PARTS ARE SOLD BY FIG.15,
REF.NO.33,34,35.

Fig.4. CYLINDER HEAD & BONNET

(A)=L40AE-DP2T
(B)=L60AE-DP3T
(C)=L90AE-DEP4T

(D)=
(E)=
(F)=

4. CYLINDER HEAD & BONNET



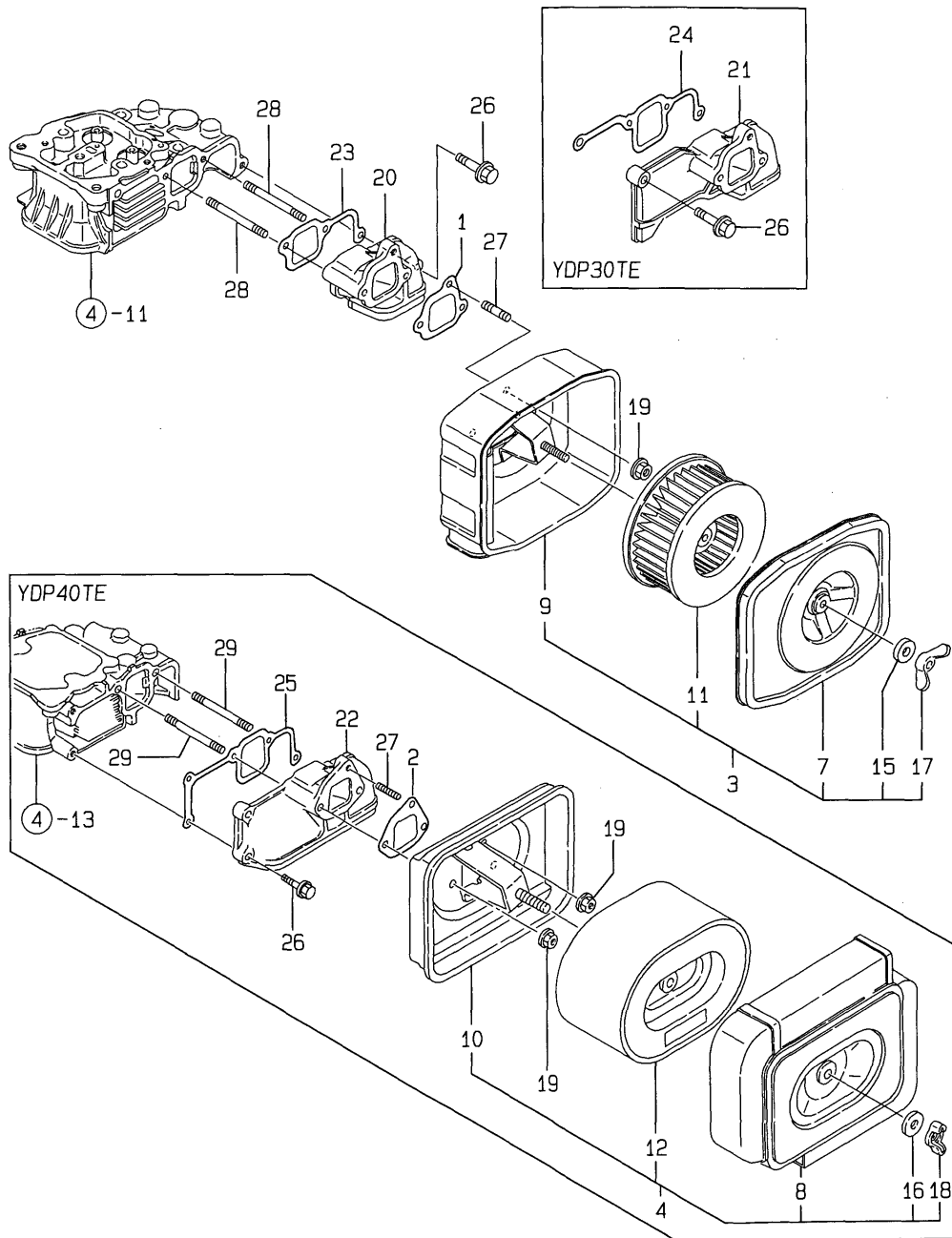
REF.	LEV.	PARTS NO.	DESCRIPTION	QTY						I	R	
				(A)	(B)	(C)	(D)	(E)	(F)			
75	2	104211-11370	CAP, VALVE									
76	1	114250-11900	RETAINER, NOZZLE	1	1							
77	1	22351-040008	SPRING PIN 4X 8	1	1							
78	1	26106-080452	BOLT M 8X 45 PLATED	1	1							
79	1	26106-100552	BOLT M10X 55 PLATED							1		
80	1	26226-060502	STUD M 6X 50	2	2							
81	1	26366-060002	NUT M 6	2	2							
82	1	114250-11310		1	1							G
83	1	114650-11310	GASKET, BONNET							1		G
84	1	183250-11951	BONNET ASSY, HEAD	1	1							
85	1	114650-11951	BONNET ASSY, HEAD							1		
87	2	183250-03601	SHAFT, DECOMPRESSION	1	1							
88	2	114250-03591	SHAFT ASSY, DECOMP.							1		
91	2	114250-03640	SPRING	1	1					1		
94	2	22312-030160	PARALLEL PIN 3X16	1	1					1		
97	1	26106-060552	BOLT M 6X 55 PLATED	2	2							
98	1	26106-060702	BOLT M 6X 70 PLATED							2		

Remarks

(G) THESE PARTS ARE SOLD BY FIG.15,
REF.NO.33,34,35.

Fig.5. AIR CLEANER

5.AIR CLEANER



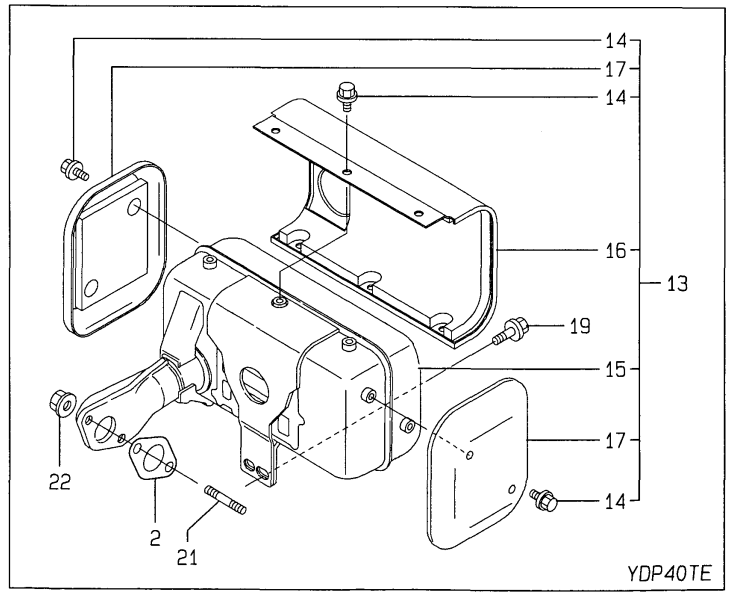
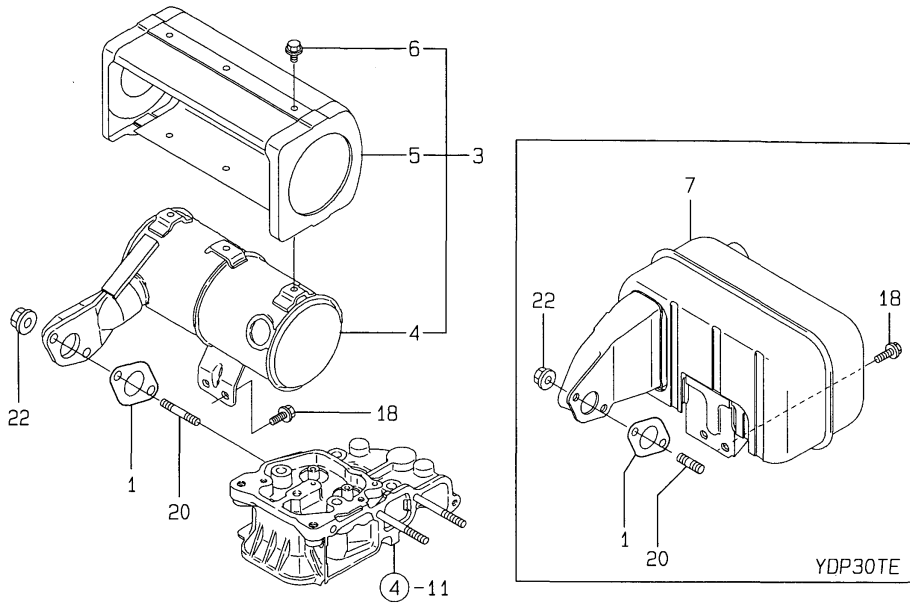
(A)=L40AE-DP2T
(B)=L60AE-DP3T
(C)=L90AE-DEP4T

(D)=
(E)=
(F)=

REF.	LEV.	PARTS NO.	DESCRIPTION	QTY						I	R		
				(A)	(B)	(C)	(D)	(E)	(F)				
1	1	114250-12210		1	1								
2	1	114650-12210	GASKET, AIR CLEANER			1							G
3	1	714250-12560	CLEANER ASSY, AIR	1	1								G
4	1	714650-12560	CLEANER ASSY, AIR			1							
7	2	114250-12520	COVER, AIR CLEANER	1	1								
8	2	114650-12520	COVER, AIR CLEANER				1						
9	2	114250-12530	CASE, AIR CLEANER	1	1								
10	2	114650-12530	CASE, AIR CLEANER				1						
11	2	114250-12580	ELEMENT, WET AIR	1	1								
12	2	114650-12590	ELEMENT W/PRE-FILTER					1					
15	2	114250-12560	WASHER M 6, SEAL	1	1								
16	2	114252-12560	WASHER M 8, SEAL						1				
17	2	114250-12550	WING-NUT, M 6	1	1								
18	2	114252-12550	WING-NUT, M 8						1				
19	1	26366-060002	NUT M 6	3	3	3							
20	1	114250-12010	PIPE, AIR INTAKE	1									
21	1	114350-12011	PIPE, AIR INTAKE		1								
22	1	114650-12020	PIPE, AIR INTAKE			1							
23	1	114250-12200	GASKET, AIR INTAKE	1									G
24	1	114350-12201	GASKET, AIR INTAKE		1								G
25	1	114650-12300	GASKET, AIR INTAKE			1							G
26	1	26106-060252	BOLT M 6X 25 PLATED	1	2	3							
27	1	26226-060142	STUD M 6X 14 PLATED	1	1	1							
28	1	26226-060552	STUD M6X 55 PLATED	2	2								
29	1	26226-060752	STUD M 6X 75			2							

Fig.6. MUFFLER

6. MUFFLER



Remarks
 (G) THESE PARTS ARE SOLD BY FIG.15,
 REF.NO.33,34,35.

OCS10-G34600 6. MUFFLER

(A)=L40AE-DP2T
 (B)=L60AE-DP3T
 (C)=L90AE-DEP4T

(D)=
 (E)=
 (F)=

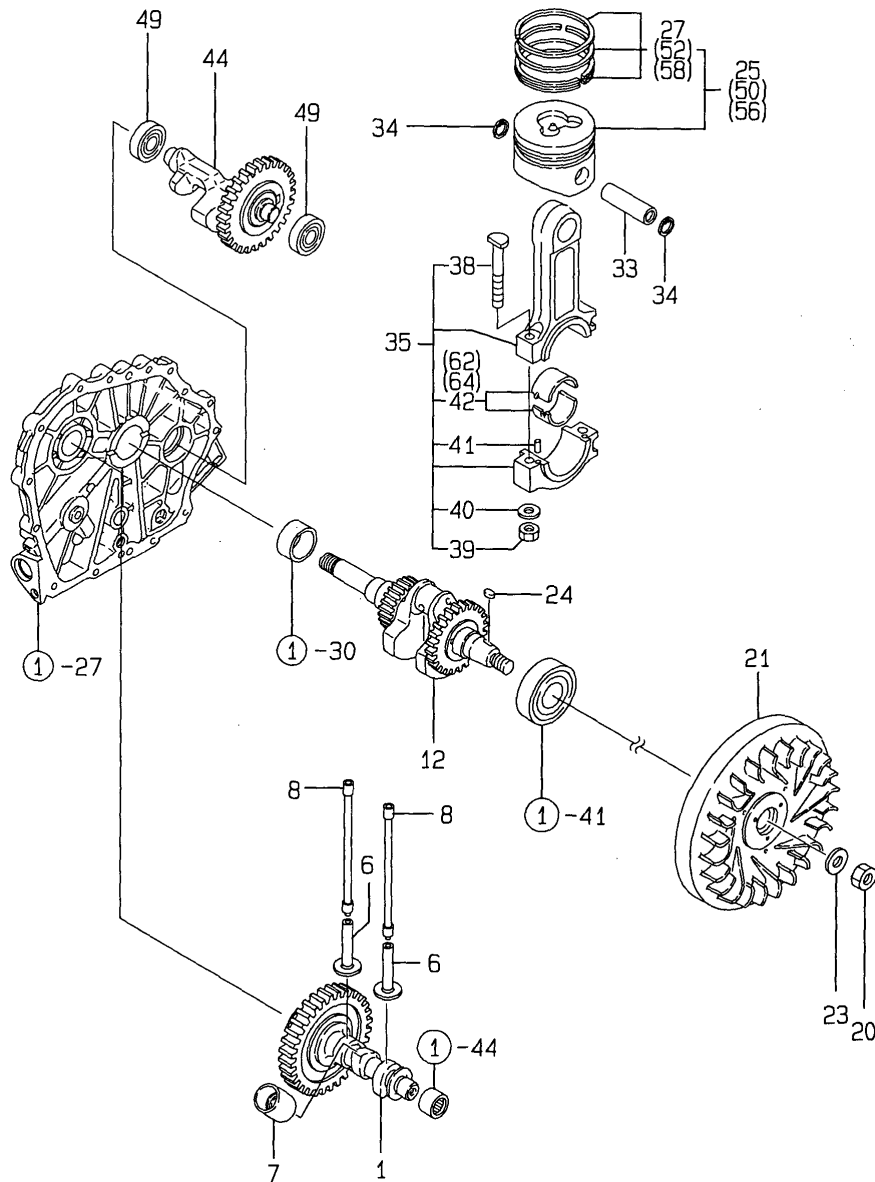
REF.	LEV.	PARTS NO.	DESCRIPTION	QTY						I	R	
				(A)	(B)	(C)	(D)	(E)	(F)			
1	1	114250-13200		1	1							
2	1	114650-13200	GASKET, MUFFLER				1					G
3	1	114250-13521	MUFFLER W/COVER		1							G
4	2	114250-13531	MUFFLER		1							
5	2	114250-13701	COVER, MUFFLER		1							
6	2	26106-060082	BOLT M 6X 8 PLATED		6							
7	1	114870-13551	MUFFLER ASSY			1						
13	1	114970-13550	MUFFLER ASSY				1					
14	2	160260-01580	BOLT M 6X 6				10					
15	2	114970-13560	MUFFLER				1					
16	2	114970-13700	COVER(A), MUFFLER				1					
17	2	114970-13710	COVER, MUFFLER				2					
18	1	26106-060122	BOLT M 6X 12 PLATED		2	2						
19	1	26106-080182	BOLT M 8X 18 PLATED				1					
20	1	26216-080182	STUD M 8X 18 PLATED		2	2						
21	1	26226-080202	STUD M 8X 20 PLATED				2					
22	1	26366-080002	NUT M 8		2	2	2					

Fig.7. CRANKSHAFT,PISTON & CAMSHAFT

(A)=L40AE-DP2T
 (B)=L60AE-DP3T
 (C)=L90AE-DEP4T

(D)=
 (E)=
 (F)=

7.CRANKSHAFT, PISTON & CAMSHAFT



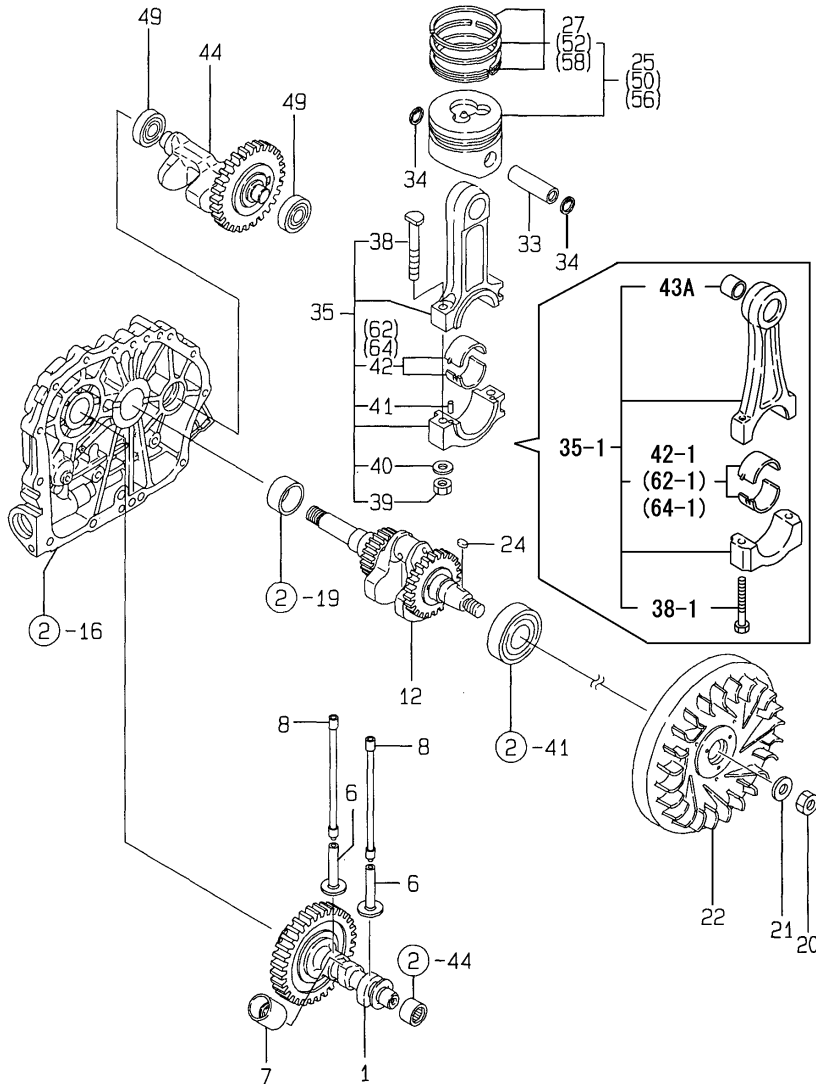
REF.	LEV.	PARTS NO.	DESCRIPTION	QTY						I	R
				(A)	(B)	(C)	(D)	(E)	(F)		
1	1	714780-14580	CAMSHAFT (D) ASSY	1							
6	1	114250-14200	TAPPET	2							
7	1	114250-14260	TAPPET, FUEL	1							
8	1	114250-14450	ROD, PUSH	2							
12	1	714280-21700	CRANKSHAFT ASSY	1							
20	1	103854-01221	NUT M16	1							
21	1	114780-21400	FLYWHEEL (D)	1							
23	1	114250-21550	WASHER, FLYWHEEL	1							
24	1	22512-040120	KEY 4X 12	1							
25	1	714280-22720	PISTON W/RINGS	1							
27	2	714250-22502	RING SET, PISTON	1							
33	1	114250-22302	PIN, PISTON D=19	1							
34	1	22252-000190	CIRCLIP 19	2							
35	1	714250-23703	ROD ASSY, CONNECTING	1							
38	2	114250-23200	BOLT, ROD	2							
39	2	114250-23220	NUT, ROD BOLT	2							
40	2	114250-23250	WASHER	2							
41	2	22312-030080	PARALLEL PIN 3X 8	2							
42	2	714250-23600	BEARING, CRANKPIN	1							
44	1	714770-28510	SHAFT ASSY, BALANCER	1							
49	1	24101-062024	BALL BEARING	2							
50	1	714280-22620	PISTON W/RING OS=.25	1							1
52	2	714250-22542	RING SET O.S=0.25	1							1
56	1	714280-22580	PISTON W/RING OS=0.5	1							1
58	2	714250-22550	RING SET O.S=0.50	1							1
62	1	714250-23610	BEARING,PIN(U.S=0.25	1							2
64	1	714250-23620	BEARING,PIN(U.S=0.50	1							2

Remarks

- (1) OVER-SIZED PART.
- (2) UNDER-SIZED PART.

Fig.8. CRANKSHAFT,PISTON & CAMSHAFT

8.CRANKSHAFT, PISTON & CAMSHAFT



Remarks
 (1)OVER-SIZE(O.S=0.25)PART.
 (2)OVER-SIZE(O.S=0.50)PART.
 (3)UNDER-SIZE(U.S=0.25)PART.
 (4)UNDER-SIZE(U.S=0.50)PART.
 (5) REF.NO.12-1,35-1 & 44-1
 INTERCHANGEABLE BY SET.

OCS10-G34600 8. CRANKSHAFT,PISTON & CAMSHAFT

(A)=L40AE-DP2T
 (B)=L60AE-DP3T
 (C)=L90AE-DEP4T

(D)=
 (E)=
 (F)=

REF.	LEV.	PARTS NO.	DESCRIPTION	QTY						I	R	
				(A)	(B)	(C)	(D)	(E)	(F)			
1	1	714880-14580	CAMSHAFT (D) ASSY		1							
6	1	114250-14200	TAPPET		2							
7	1	114250-14260	TAPPET, FUEL		1							
8	1	114350-14450	ROD, PUSH		2							
12	1	714880-21710	CRANKSHAFT ASSY		1							
I 12-1	1	714360-21710	CRANKSHAFT ASSY		1						F	5
				(B=*1998.11.)								
20	1	103854-01221	NUT M16		1							
21	1	114250-21550	WASHER, FLYWHEEL		1							
22	1	114880-21400	FLYWHEEL (D)		1							
24	1	22512-040120	KEY 4X 12		1							
25	1	714380-22720	PISTON W/RINGS		1							
27	2	714350-22502	RING SET, PISTON		1							
33	1	114350-22301	PIN, PISTON D=21		1							
34	1	22252-000210	CIRCLIP 21		2							
35	1	714350-23704	ROD(TO 714380-23700		1							
I 35-1	1	714380-23700	ROD ASSY, CONNECTING		1						F	5
				(B=*1998.11.)								
38	2	114250-23200	BOLT, ROD		2							
I 38-1	2	118200-23200	BOLT,ROD		2							S
				(B=*1998.11.)								
I 39	2	114250-23220	NUT, ROD BOLT		2							Z
				(B=*1998.11.)								
I 40	2	114250-23250	WASHER		2							Z
				(B=*1998.11.)								
I 41	2	22312-030080	PARALLEL PIN 3X 8		2							Z
				(B=*1998.11.)								
42	2	714350-23600	BEARING, CRANKPIN		1							
I 42-1	2	714380-23600	BEARING, CRANK PIN		1							S
				(B=*1998.11.)								
I 43A	2	114380-23100	BUSH, PISTON PIN		1							W
				(B=*1998.11.)								
44	1	714350-28520	SHAFT ASSY,BALANCER		1							
I 44-1	1	714870-28510	SHAFT ASSY, BALANCER		1						F	5
				(B=*1998.11.)								
49	1	24101-062024	BALL BEARING		2							
50	1	714380-22620	PISTON W/RING OS=.25		1							1
52	2	714350-22542	RING SET O.S=0.25		1							1
56	1	714380-22580	PISTON W/RING OS=0.5		1							2
58	2	714350-22550	RING SET O.S=0.5		1							2
62	1	714350-23610	BEARING,PIN(U.S=0.25		1							3
I 62-1	1	714380-23610	BEARING,PIN(U.S=0.25		1						S	3
				(B=*1998.11.)								
64	1	714350-23620	BEARING,PIN(U.S=0.50		1							4
I 64-1	1	714380-23620	BEARING,PIN(U.S=0.50		1						S	4
				(B=*1998.11.)								

Fig.9. CRANKSHAFT,PISTON & CAMSHAFT

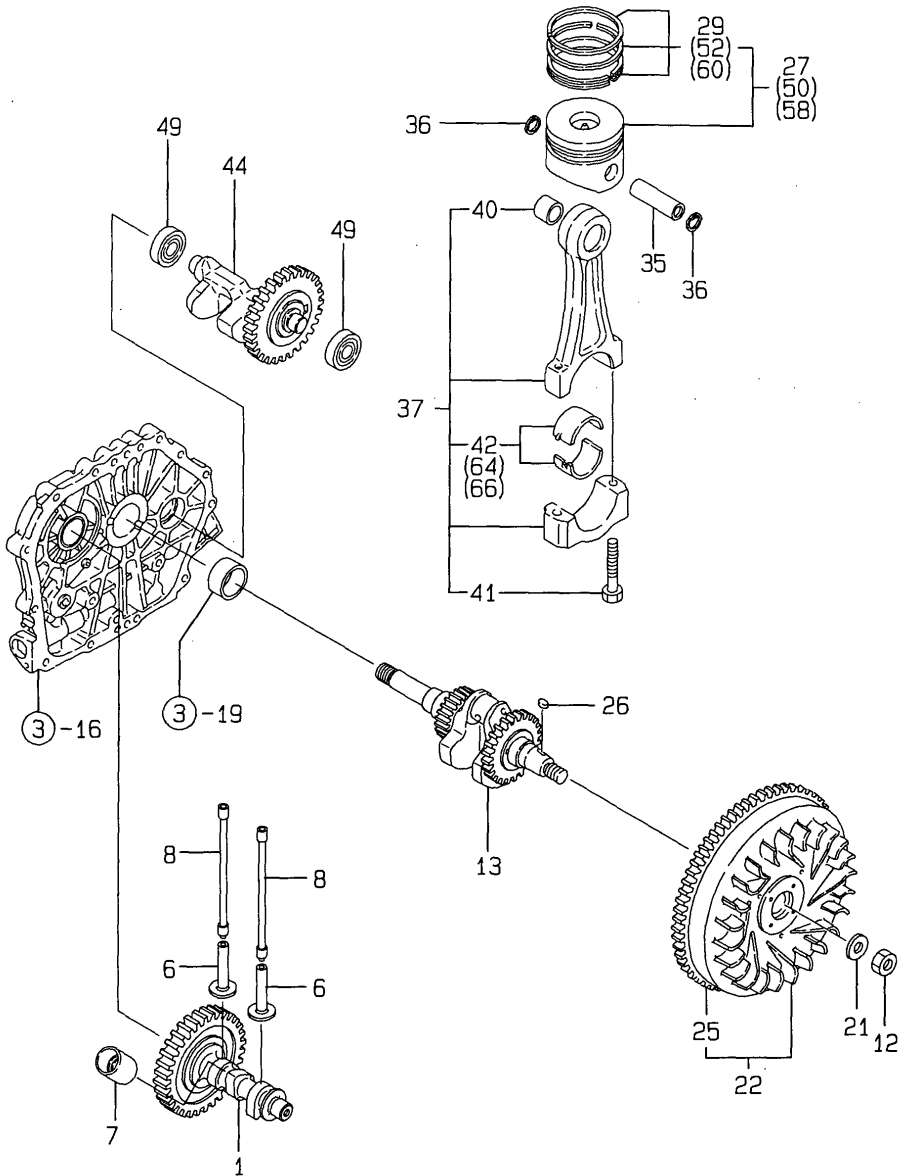
9. CRANKSHAFT, PISTON & CAMSHAFT

OCS10-G34600 9. CRANKSHAFT,PISTON & CAMSHAFT

(A)=L40AE-DP2T
(B)=L60AE-DP3T
(C)=L90AE-DEP4T

(D)=
(E)=
(F)=

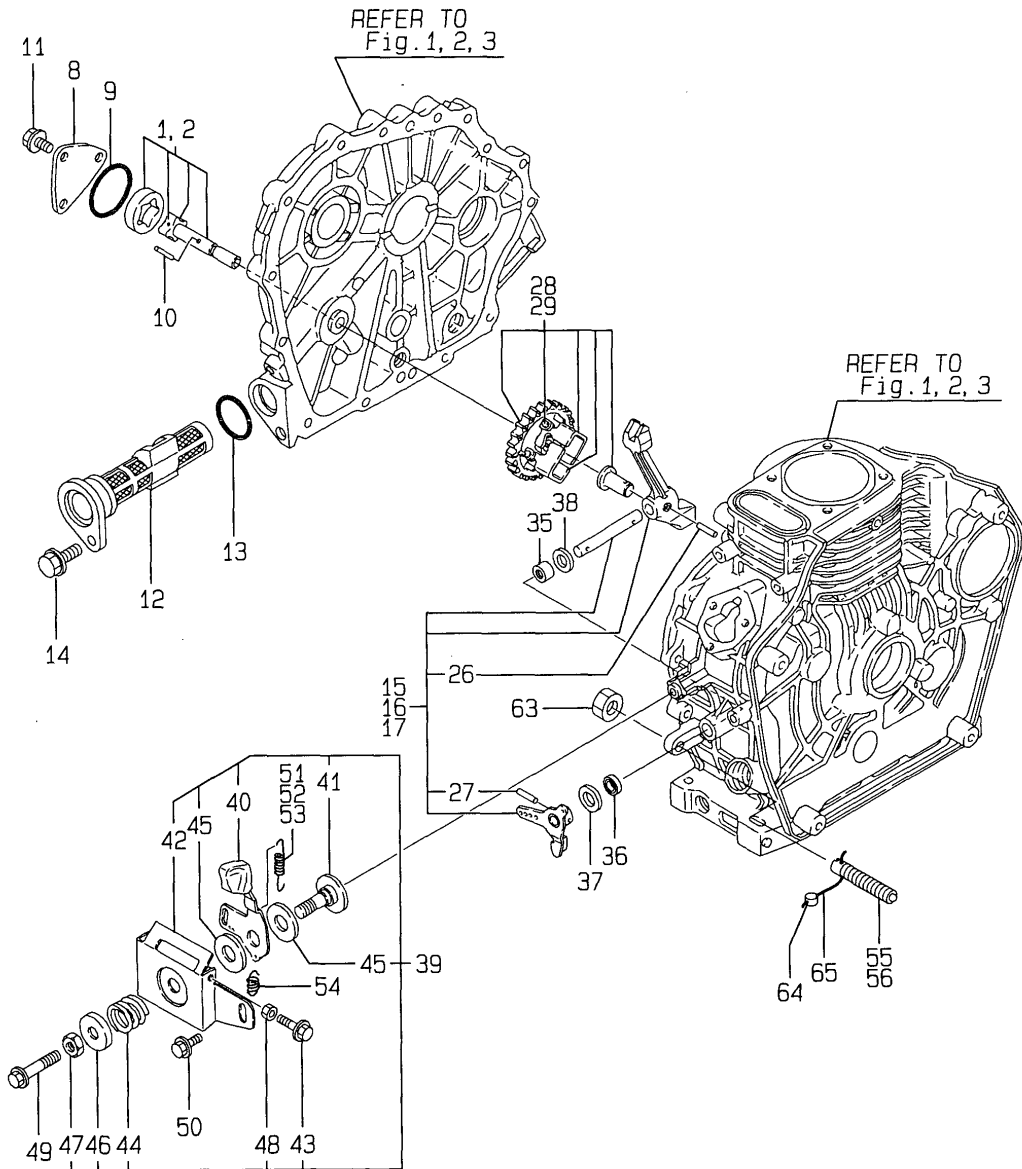
REF.	LEV.	PARTS NO.	DESCRIPTION	QTY						I	R
				(A)	(B)	(C)	(D)	(E)	(F)		
1	1	714689-14580	CAMSHAFT (D) ASSY			1					
6	1	114650-14200	TAPPET			2					
7	1	114250-14260	TAPPET, FUEL			1					
8	1	114650-14401	ROD, PUSH			2					
12	1	122710-01220	NUT M18			1					
13	1	714689-21760	CRANKSHAFT ASY.(DP)			1					
21	1	114650-21551	WASHER, FLYWHEEL			1					
22	1	114662-21592	FLYWHEEL W/RING GEAR			1					
25	2	114662-21601	GEAR, RING			1					
26	1	22512-050140	KEY 5X 14			1					
27	1	714660-22723	PISTON W/RINGS			1					
29	2	714650-22502	RING SET, PISTON			1					
35	1	114650-22300	PIN, PISTON D=23			1					
36	1	129792-22400	CIRCLIP 23			2					
37	1	714650-23700	ROD ASSY, CONNECTING			1					
40	2	124060-23100	BUSH, PISTON PIN			1					
41	2	104200-23201	BOLT, ROD			2					
42	2	714650-23600	BEARING, CRANKPIN			1					
44	1	714970-28510	SHAFT ASSY, BALANCER			1					
49	1	24101-062034	BALL BEARING			2					
50	1	714660-22623	PISTON W/RING(OS0.25			1					1
52	2	714650-22542	RING SET O.S=0.25			1					1
58	1	714660-22580	PISTON W/RING OS=0.5			1					1
60	2	714650-22550	RING SET O.S=0.50			1					1
64	1	714650-23610	BEARING,PIN(U.S=0.25			1					2
66	1	714650-23620	BEARING,PIN(U.S=0.50			1					2



Remarks
(1) OVER-SIZED PART.
(2) UNDER-SIZED PART.

Fig.10. LUB.OIL PUMP & GOVERNOR

10.LUB.OIL PUMP & GOVERNOR



(A)=L40AE-DP2T
(B)=L60AE-DP3T
(C)=L90AE-DEP4T

(D)=
(E)=
(F)=

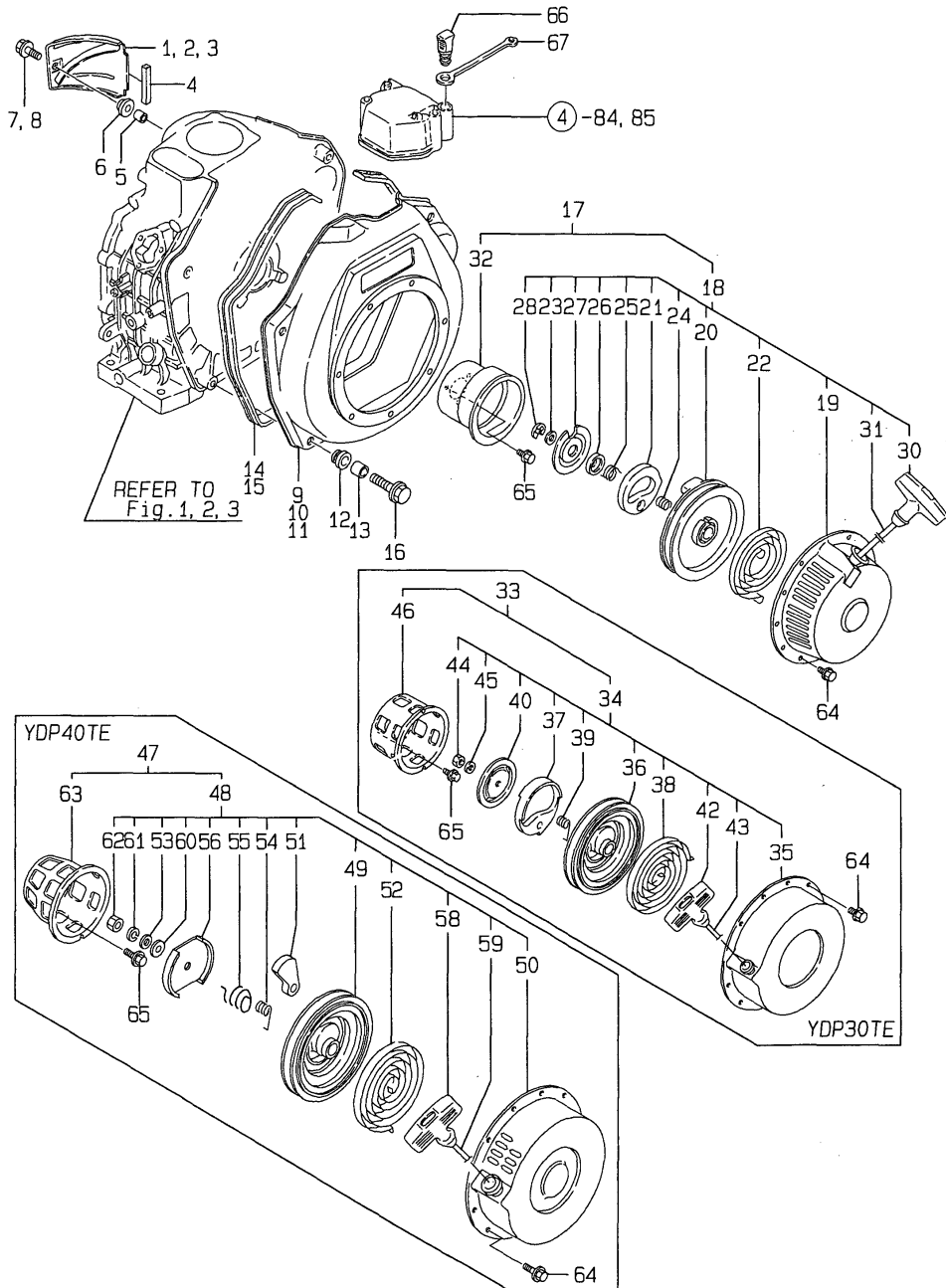
REF.	LEV.	PARTS NO.	DESCRIPTION	QTY						I	R
				(A)	(B)	(C)	(D)	(E)	(F)		
1	1	114250-32010	PUMP ASSY, LUB.OIL	1	1						
2	1	114650-32010	PUMP ASSY, LUB.OIL					1			
8	1	114250-32070	COVER, LUB. OIL PUMP	1	1	1					
9	1	103338-32570	O-RING	1	1	1					G
10	1	22312-030160	PARALLEL PIN 3X16	1	1	1					
11	1	26476-060142	BOLT M 6X 14,TAPPING	3	3	3					
12	1	114250-35070	STRAINER, LUB. OIL	1	1	1					
13	1	24341-000224	O-RING 1A S-22.4	1	1	1					
14	1	26106-060162	BOLT M 6X 16 PLATED	1	1	1					
15	1	714250-61500	LEVER ASSY, GOVERNOR	1							
16	1	714350-61500	LEVER ASSY, GOVERNOR		1						
17	1	714650-61500	LEVER ASSY, GOVERNOR							1	
26	2	22322-030200	TAPER PIN 3X20	1	1	1					
27	2	22322-030200	TAPER PIN 3X20	1	1	1					
28	1	714770-61700	GOVERNOR ASSY	1	1						
29	1	714970-61700	GOVERNOR ASSY							1	
35	1	114270-61520	NEEDLE BEARING FJ810	2	2	2					
36	1	114770-61600	SEAL, OIL	1	1	1					
37	1	114770-61610	WASHER, THRUST	1	1	1					
38	1	22137-080000	WASHER 8, POLISHED	1	1	1					
39	1	183250-66500		1	1	1					
40	2	183250-66050		1	1	1					
41	2	183250-66070	SHAFT, HANDLE	1	1	1					
42	2	183250-66100	BRACKET, REGULATOR	1	1	1					
43	2	114250-66440	BOLT, ADJUSTING	1	1	1					
44	2	104200-66820	SPRING	1	1	1					
45	2	104200-66830	PLATE, FRICTION	2	2	2					
46	2	104200-66850	WASHER (B)	1	1	1					
47	2	26696-100002	NUT M10	1	1	1					
48	2	26757-060002	NUT 6	1	1	1					
49	1	26106-060452	BOLT M 6X 45 PLATED	1	1	1					
50	1	26476-060142	BOLT M 6X 14,TAPPING	1	1	1					
51	1	114770-66010	SPRING, REGULATOR	1							
52	1	114870-66010	SPRING, REGULATOR		1						
53	1	114970-66010	SPRING, REGULATOR							1	
54	1	114250-66200	SPRING, RETURN	1	1	1					
55	1	114250-66550	TORQUE SPRING ASSY	1	1						
56	1	114650-66500	TORQUE SPRING ASSY							1	
63	1	26696-100002	NUT M10	1	1	1					
64	1	135210-61090	LEAD	2	2	2					
65	1	22451-060000	WIRE 0.6	2	2	2					

Remarks

(G) THESE PARTS ARE SOLD BY FIG.15,
REF.NO.33,34,35.

Fig.11. COOLING & STARTING DEVICE

11.COOLING & STARTING DEVICE



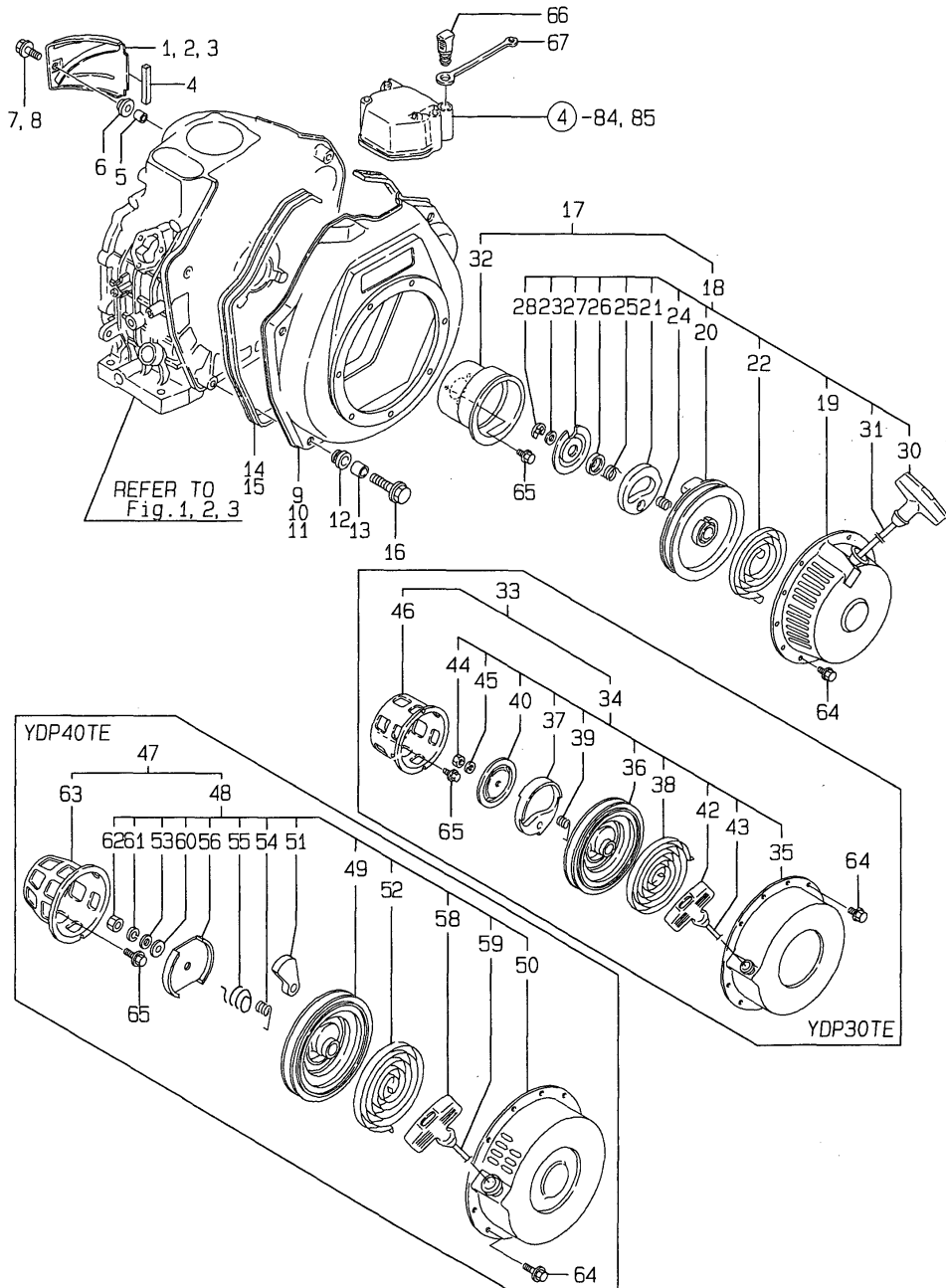
(A)=L40AE-DP2T
(B)=L60AE-DP3T
(C)=L90AE-DEP4T

(D)=
(E)=
(F)=

REF.	LEV.	PARTS NO.	DESCRIPTION	QTY						I	R
				(A)	(B)	(C)	(D)	(E)	(F)		
1	1	114250-45211	COVER, CYLINDER	1							
2	1	114870-45200	COVER, CYLINDER		1						
3	1	114650-45200	COVER, CYLINDER			1					
4	1	114350-45320	RUBBER, SEAL		1	1					
5	1	114350-45340	COLLAR		1	1					
6	1	183720-55210	GROMMET		1	1					
7	1	26476-060142	BOLT M 6X 14,TAPPING	1							
8	1	26476-060202	BOLT M 6X 20,TAPPING		1	1					
9	1	114788-45100-R	CASE, FAN (RED)(50)	1							
10	1	114360-45101-R	CASE, FAN (RED)(50)		1						
11	1	114668-45102-R	CASE, FAN (RED)(50)					1			
12	1	114250-45300	RUBBER, CUSHION	4	5	4					
13	1	114250-45310	COLLAR	4	5	4					
14	1	114250-45330		1	1						
15	1	114650-45330	SEAL, FAN CASE					1			
16	1	114370-45350	BOLT, FAN CASE	4	5	4					
17	1	114260-76050		1							
18	2	114260-76250		1							
19	3	114260-76520	CASE (D) W/NO LABEL	1							
20	3	160260-76520	REEL, RECOIL	1							
21	3	160260-76530	RATCHET	1							
22	3	160260-76540	SPRING, SPIRAL	1							
23	3	160260-76550	WASHER, THRUST	1							
24	3	160260-76560	SPRING, FRICTION	1							
25	3	160290-76570	SPRING, RETURN	1							
26	3	160260-76580	COVER, SPRING	1							
27	3	160260-76590	PLATE, FRICTION	1							
28	3	160260-76600	CIRCLIP(E)	1							
30	3	160260-76620	KNOB, STARTER	1							
31	3	160260-76630	ROPE, STARTER	1							
32	2	114250-76590	PULLEY, STARTER	1							
33	1	114880-76050				1					
34	2	114880-76250					1				
35	3	114880-76510					1				
36	3	160810-76520	REEL, RECOIL				1				
37	3	160840-76530	RATCHET				1				
38	3	160810-76540	SPRING, SPIRAL				1				
39	3	160840-76560	SPRING, FRICTION				1				
40	3	160810-76580	PLATE, FRICTION				1				
42	3	160810-76620	KNOB, STARTER				1				
43	3	160810-76630	ROPE, STARTER				1				
44	3	181130-76680	NUT				1				
45	3	181130-76700	WASHER				1				
46	2	114350-76590	PULLEY, STARTER				1				
47	1	114660-76050	RECOIL STARTER(D)ASY						1		
48	2	114660-76250							1		
49	3	114650-76520	REEL, RECOIL				1				
50	3	114660-76530	CASE (D) W/NO LABEL				1				
51	3	160910-76530	RATCHET				1				
52	3	114650-76540	SPRING, SPIRAL				1				
53	3	160910-76550	WASHER, THRUST				1				

Fig.11. COOLING & STARTING DEVICE

11.COOLING & STARTING DEVICE



(A)=L40AE-DP2T
 (B)=L60AE-DP3T
 (C)=L90AE-DEP4T

(D)=
 (E)=
 (F)=

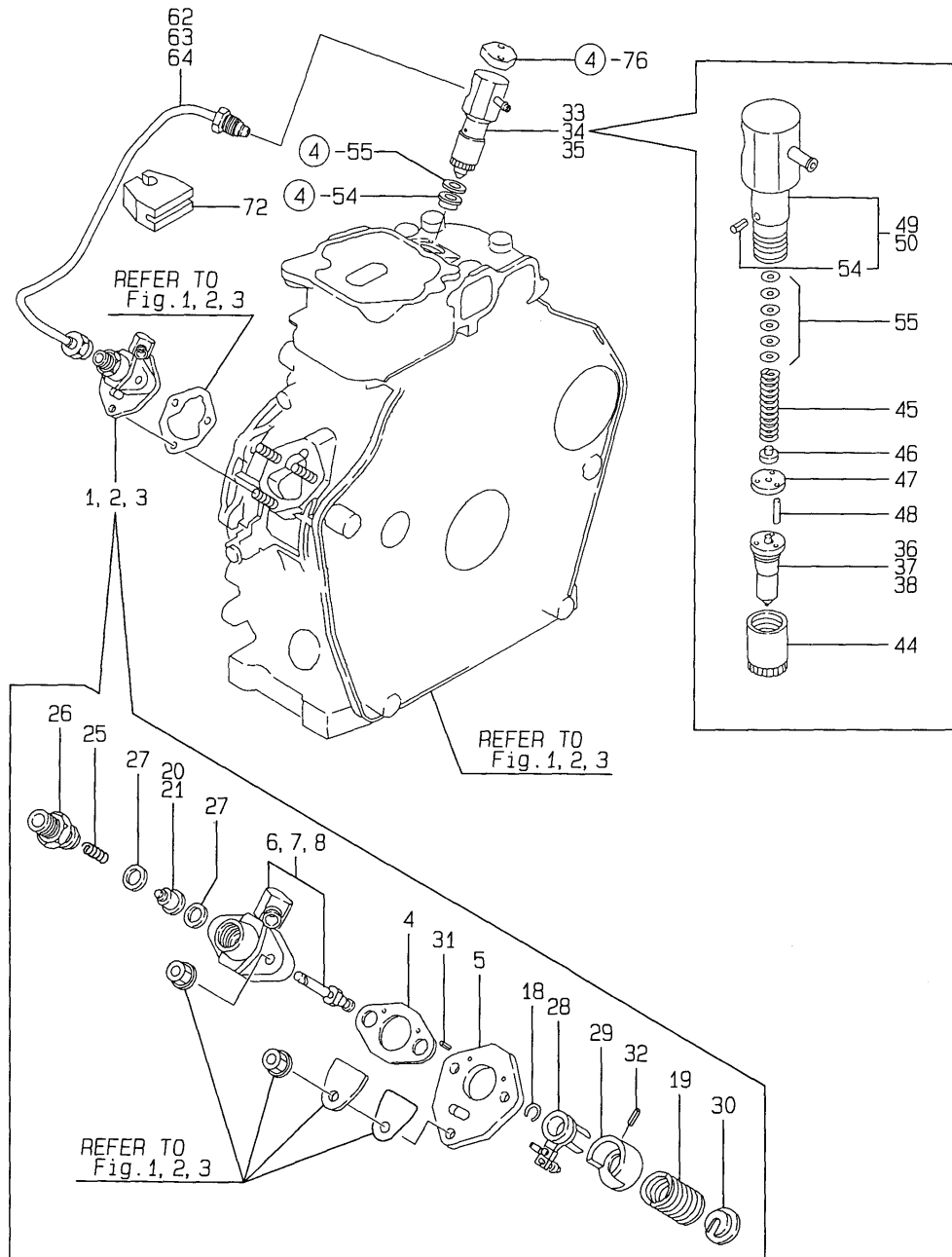
REF.	LEV.	PARTS NO.	DESCRIPTION	QTY						I	R
				(A)	(B)	(C)	(D)	(E)	(F)		
54	3	160910-76560	SPRING, FRICTION			1					
55	3	160910-76570	SPRING, RETURN			1					
56	3	160910-76580	PLATE, FRICTION			1					
58	3	160910-76620	KNOB, STARTER			1					
59	3	114650-76630	ROPE, RECOIL STARTER			1					
60	3	160910-76650	WASHER (B)			1					
61	3	22217-060000	SPRING WASHER 6			1					
62	3	26717-060002				1					
63	2	114660-76590	PULLEY, STARTER			1					
64	1	26106-060082	BOLT M 6X 8 PLATED	4	4	4					
65	1	26106-060122	BOLT M 6X 12 PLATED	3	3	4					
66	1	114250-76600	PLUNGER	1	1						
67	1	114250-76610	HOLDER, PLUNGER	1	1						

Fig.12. FUEL INJECTION PUMP

(A)=L40AE-DP2T
(B)=L60AE-DP3T
(C)=L90AE-DEP4T

(D)=
(E)=
(F)=

12.FUEL INJECTION PUMP



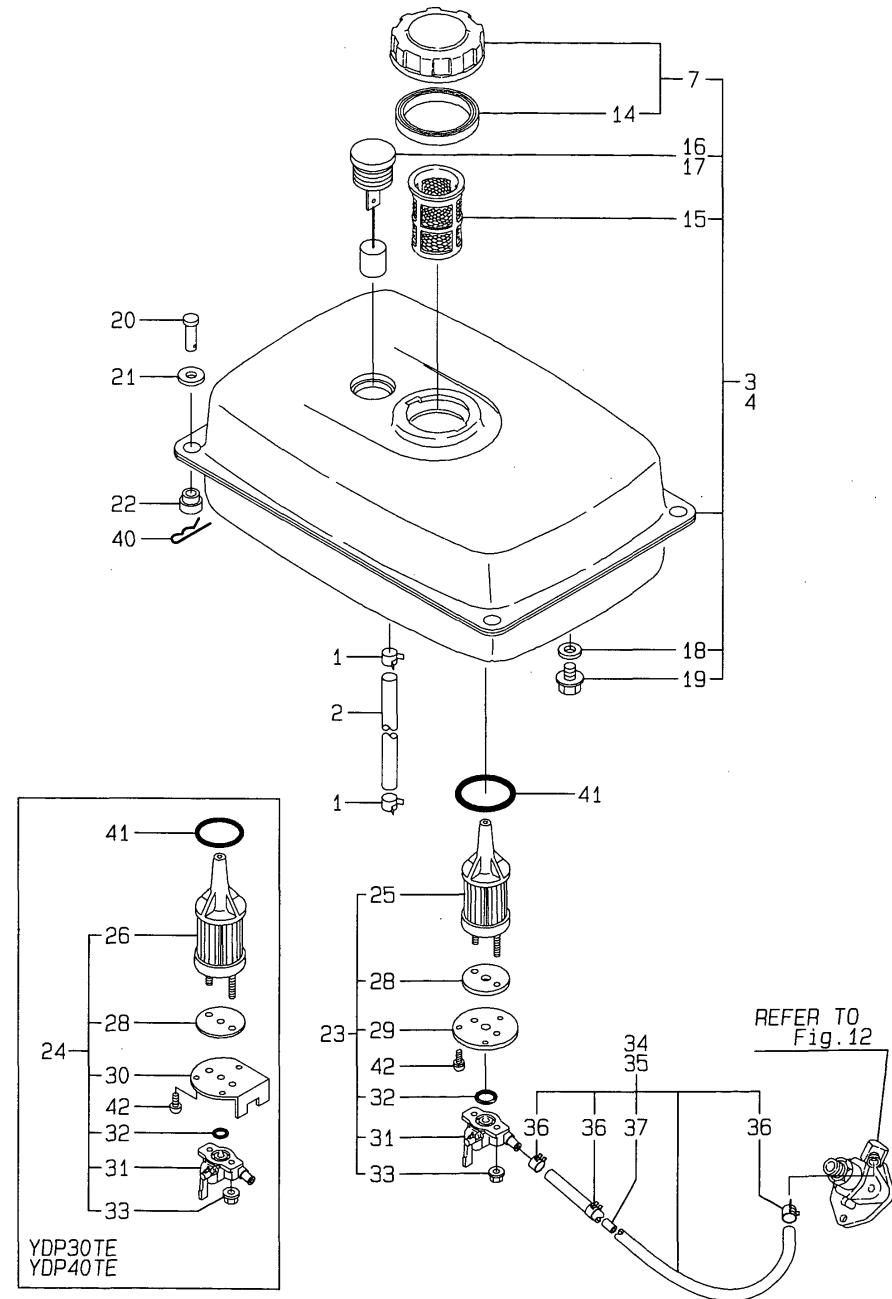
REF.	LEV.	PARTS NO.	DESCRIPTION	QTY						I	R
				(A)	(B)	(C)	(D)	(E)	(F)		
1	1	714250-51710	PUMP ASSY, F.INJECT.	1							
2	1	714350-51710	PUMP ASSY, F.INJECT.		1						
3	1	714650-51710				1					
4	2	105546-51020	GASKET	1	1	1					
5	2	114250-51080	PLATE	1	1	1					
6	2	114250-51200	BODY, F.I. PUMP	1							
7	2	114350-51200	BODY, F.I. PUMP		1						
8	2	114650-51100	BODY, F.I. PUMP			1					
18	2	114250-51150	RING, SNAP	1	1	1					
19	2	114250-51160	SPRING	1	1	1					
20	2	114250-51300	VALVE ASSY, DELIVERY	1	1						
21	2	114650-51300	VALVE ASSY, DELIVERY			1					
25	2	105546-51330	SPRING, DELIV. VALVE	1	1	1					
26	2	114250-51340	HOLDER, F.I.P.DELIVE	1	1	1					
27	2	124550-51350	GASKET, DELIVERY	2	2	2					
28	2	114250-51600	LEVER ASSY, CONTROL	1	1	1					
29	2	114250-51640	SEAT (A), SPRING	1	1	1					
30	2	114250-51650	SEAT (B), SPRING	1	1	1					
31	2	22351-020006	SPRING PIN 2X 6	2	2	2					
32	2	22351-030008	SPRING PIN 3X 8	1	1	1					
33	1	714250-53101	VALVE ASSY, F.INJECT	1							
34	1	714870-53100	VALVE ASSY, F.INJECT		1						
35	1	714650-53100	VALVE ASSY, F.INJECT			1					
36	2	114250-53001	NOZZLE ASSY,F.INJECT	1							
37	2	114870-53000	NOZZLE ASSY,F.INJECT		1						
38	2	114650-53000	NOZZLE ASSY,F.INJECT			1					
44	2	114250-53080	NUT, NOZZLE CASE	1	1	1					
45	2	114250-53120	SPRING, NOZZLE	1	1	1					
46	2	114250-53130	SEAT, NOZZLE SPRING	1	1	1					
47	2	114250-53140	PLATE, STOP	1	1	1					
48	2	114250-53210	PIN	2	2	2					
49	2	114250-53300	HOLDER ASSY, NOZZLE	1	1						
50	2	114650-53300	HOLDER ASSY, NOZZLE			1					
54	3	114250-53331	PIN, SPRING	1	1	1					
55	2	114250-53400	SHIM PACK	1	1	1					
62	1	183250-59800	PIPE, FUEL INJECTION	1							
63	1	183350-59800	PIPE, FUEL INJECTION		1						
64	1	114650-59800	PIPE, FUEL INJECTION			1					
72	1	114650-59850	BRACKET, PIPE			1					

Fig.13. FUEL TANK & FUEL LINE

(A)=L40AE-DP2T
 (B)=L60AE-DP3T
 (C)=L90AE-DEP4T

(D)=
 (E)=
 (F)=

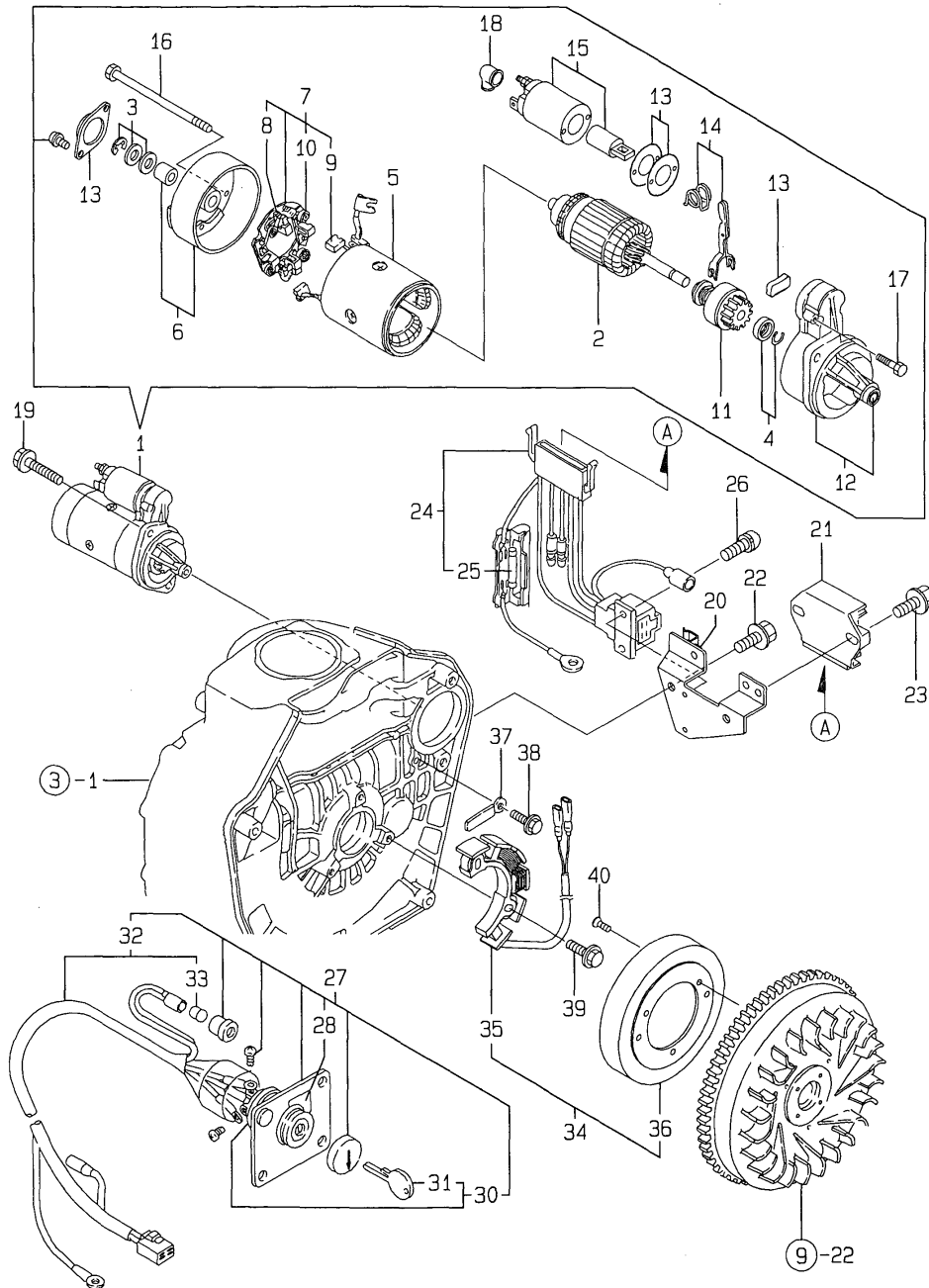
13.FUEL TANK & FUEL LINE



REF.	LEV.	PARTS NO.	DESCRIPTION	QTY						I	R
				(A)	(B)	(C)	(D)	(E)	(F)		
1	1	124722-59050	CLAMP 9	2	2	2					
2	1	114250-59060	PIPE, FUEL RETURN	1	1	1					
3	1	783277-55700-R	TANK ASSY, FUEL (50)	1							
4	1	783377-55700-R	TANK ASSY, FUEL (50)		1	1					
7	2	160710-55061	CAP ASSY, FUEL TANK	1	1	1					
14	3	160393-55050	GASKET, TANK CAP	1	1	1					
15	2	160710-55100		1	1	1					
16	2	183925-55150	GAUGE, OIL	1							
17	2	183621-55150	GAUGE, OIL		1	1					
18	2	23414-120000	GASKET 12, ROUND	1	1	1					
19	2	23887-120002	PLUG 12,HEX.	1	1	1					
20	1	183350-55120	PIN 6X 14	4	4	4					
21	1	183350-55130	WASHER	4	4	4					
22	1	183720-55210	GROMMET	4	4	4					
23	1	183250-55300	COCK ASSY, FUEL	1							
24	1	183350-55300	COCK ASSY, FUEL		1	1					
25	2	183250-55120	FILTER, FUEL OIL	1							
26	2	114350-55120	FILTER, FUEL OIL		1	1					
28	2	114250-55130	GASKET	1	1	1					
29	2	183250-55170	PLATE	1							
30	2	183350-55170	PLATE		1	1					
31	2	183250-55320	COCK, FUEL	1	1	1					
32	2	24341-000150	O-RING 1A S-15.0	1	1	1					
33	2	26366-060002	NUT M 6	2	2	2					
34	1	183366-59010	PIPE ASSY, FUEL	1	1						
35	1	114360-59010								1	
36	2	106990-44660	BAND, HOSE	3	3	3					
37	2	183250-59040	PIECE	1	1	1					
40	1	22360-060000	SNAP PIN 6	4	4	4					
41	1	24311-000400	O-RING 1A P-40.0	1	1	1					
42	1	26022-050102	SCREW M 5X 10	3	3	3					

Fig.14. STARTING MOTOR & DYNAMO

14.STARTING MOTOR & DYNAMO



(A)=L40AE-DP2T
(B)=L60AE-DP3T
(C)=L90AE-DEP4T

(D)=
(E)=
(F)=

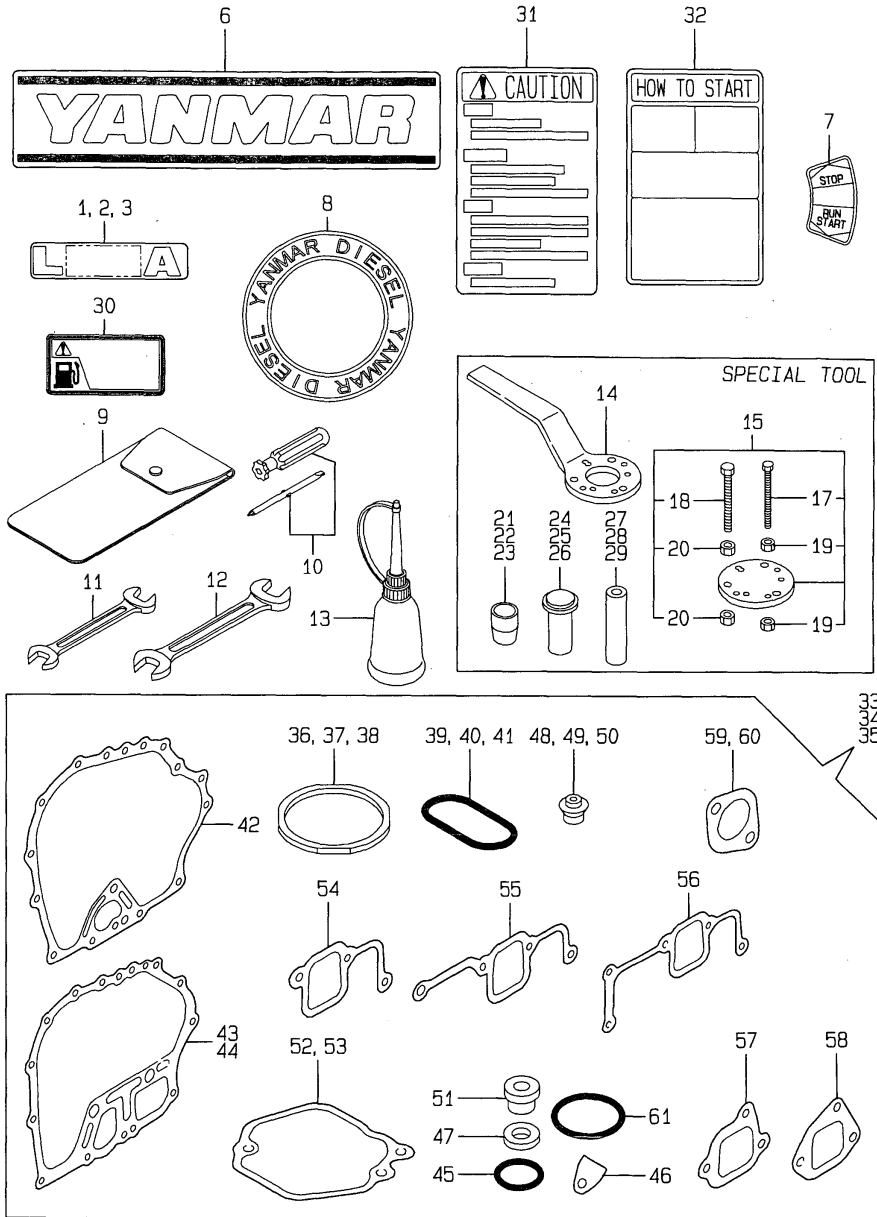
REF.	LEV.	PARTS NO.	DESCRIPTION	QTY						I	R
				(A)	(B)	(C)	(D)	(E)	(F)		
1	1	114362-77011	STARTER (S114-414A)			1					
2	2	114381-77110	ARMATURE			1					
3	2	X2114811000	WASHER KIT, THRUST			1					
4	2	X2114715500	STOPPER SET, PINION			1					
5	2	114381-77130	COIL ASSY, FIELD			1					
6	2	114381-77140	COVER, REAR			1					
7	2	114371-77160	HOLDER ASSY, BRUSH			1					
8	3	114371-79040	BRUSH (-)			2					
9	3	114371-79050	BRUSH (+)			1					
10	3	114371-79060	SPRING, BRUSH			4					
11	2	X2114455080	PINION ASSY			1					
12	2	114381-77150	HOUSING ASSY, GEAR			1					
13	2	114371-77170	COVER KIT, DUST			1					
14	2	X2114560130	LEVER KIT, SHIFT			1					
15	2	X2114275010	SWITCH ASSY, MAGNET			1					
16	2	X2114680050	BOLT, THROUGH			2					
17	2	114371-79070	BOLT M 6X 37			2					
18	2	X2114274200	COVER, TERMINAL			1					
19	1	26106-100302	BOLT M10X 30 PLATED			2					
20	1	114385-77400	BRACKET			1					
21	1	119660-77710	CURRENT LIMITER(15A)			1					
22	1	26106-060122	BOLT M 6X 12 PLATED			2					
23	1	26106-060202	BOLT M 6X 20 PLATED			2					
24	1	114351-77540	HARNESS, WIRE			1					
25	2	29411-150000	FUSE (15A),CARTRIDGE			2					
26	1	26023-040102	SCREW M 4X 10			2					
27	1	114351-77500	PANEL ASSY,KEYSWITCH			1					
28	2	105198-07120	LABEL, STARTER			1					
30	2	106100-77620	SWITCH, KEY			1					
31	3	106100-77630	KEY, STARTER			1					
32	2	114351-77700	HARNESS, WIRE			1					
33	3	29220-083200				1					
34	1	114351-78261	DYNAMO ASSY			1					
35	2	114351-78771	STATOR ASSY,(132.1MM			1					
36	2	114351-78781	WHEEL (STATOR132.1MM			1					
37	1	160710-78710				1					
38	1	26476-060142	BOLT M 6X 14,TAPPING			1					
39	1	26476-060202	BOLT M 6X 20,TAPPING			3					
40	1	26577-060142	SCREW M 6X 14			3					

Fig.15. TOOL,LABEL & GASKET SET

(A)=L40AE-DP2T
(B)=L60AE-DP3T
(C)=L90AE-DEP4T

(D)=
(E)=
(F)=

15. TOOL, LABEL & GASKET SET



Remarks
(1) OPTIONAL PARTS.

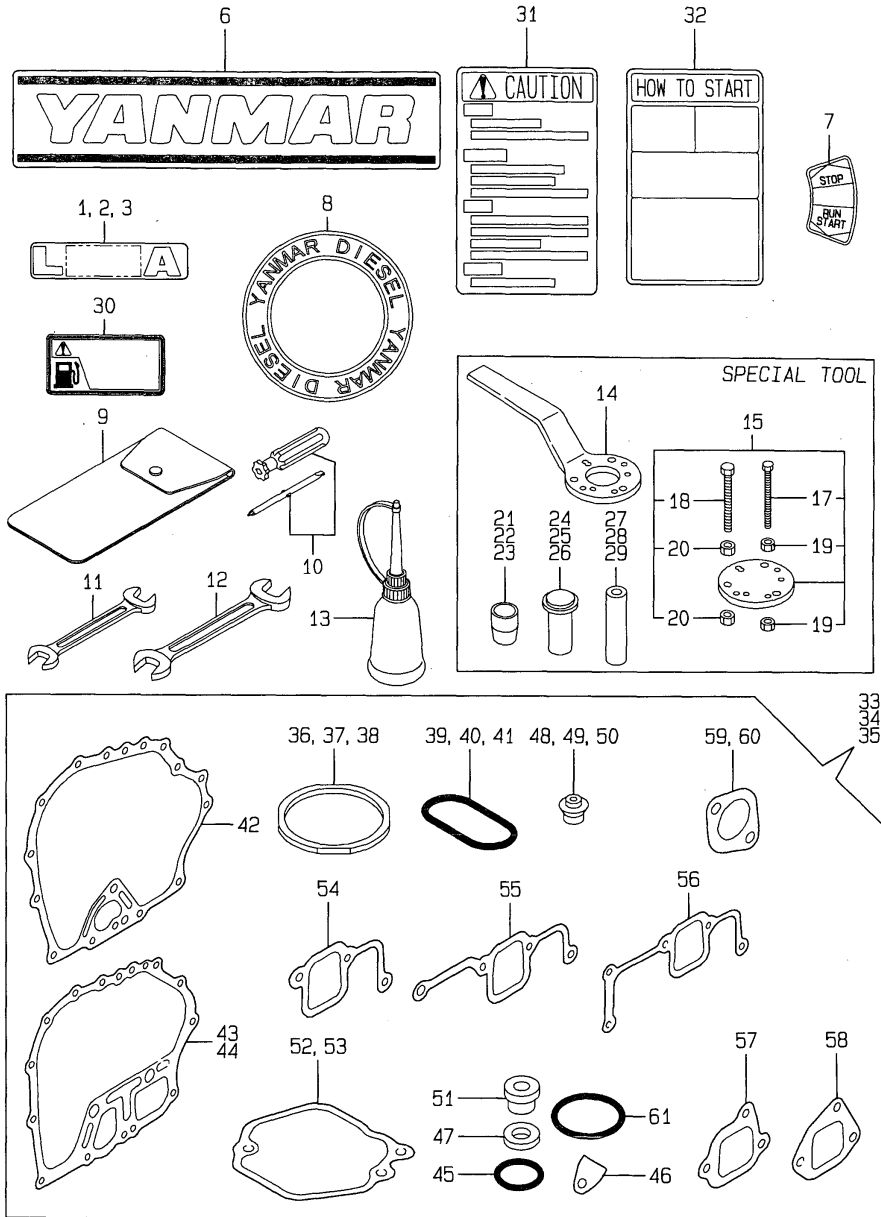
REF.	LEV.	PARTS NO.	DESCRIPTION	QTY						I	R
				(A)	(B)	(C)	(D)	(E)	(F)		
1	1	114270-07050	LABEL, (L40A)	1							
2	1	114370-07050	LABEL, (L60A)		1						
3	1	114670-07050	LABEL, (L90A)			1					
6	1	183250-07110	LABEL, YANMAR	1	1	1					
7	1	183250-07230	LABEL, OPERATION	1	1	1					
8	1	114250-07350	LABEL, YANMAR DIESEL	1	1	1					
9	1	114250-92600	BAG, TOOL	1	1	1					
10	1	160330-92730	SCREWDRIVER	1	1	1					
11	1	28110-100120	WRENCH 10X12	1	1	1					
12	1	28110-140170	WRENCH 14X17	1	1	1					
13	1	28210-000150	FEEDER, OIL	1	1	1					
14	1	114250-92101	F.W. LOCKING HANDLE	1	1	1					1
15	1	114250-92130	REMOVER, FLYWHEEL	1	1	1					1
17	2	26116-060454	BOLT M 6X 45 PLATED	4	4	4					1
18	2	26116-080454	BOLT M 8X 45 PLATED	3	3	3					1
19	2	26716-060002	NUT M 6	8	8	8					1
20	2	26716-080002	NUT M 8	6	6	6					1
21	1	114268-92300	GUIDE, OIL SEAL	1							1
22	1	114368-92300	GUIDE, OIL SEAL		1						1
23	1	114668-92300	GUIDE, OIL SEAL			1					1
24	1	114250-92311	INSTALLING TOOL	1							1
25	1	114350-92311	INSTALLING TOOL	1	1						1
26	1	114650-92310	INSTALLING TOOL			1					1
27	1	114250-92350	INSTALLING TOOL	1							1
28	1	114350-92350	INSTALLING TOOL		1						1
29	1	114650-92350	INSTALLING TOOL			1					1
30	1	183251-07190	LABEL, DIESEL FUEL	1	1	1					
31	1	114268-07240	LABEL, CAUTION	1	1	1					
32	1	114268-07350	LABEL, HOW TO START	1	1	1					
33	1	714286-92600	GASKET SET	1							1
34	1	714386-92600	GASKET SET		1						1
35	1	714687-92600	GASKET SET			1					1
36	2	114250-01340	GASKET, CYL. HEAD	1							
37	2	114350-01340	GASKET, CYL. HEAD		1						
38	2	114650-01340	GASKET, CYL. HEAD			1					
39	2	114250-01380	O-RING	1							
40	2	114350-01380	O-RING		1						
41	2	114650-01380	O-RING			1					
42	2	114250-01412	GASKET, CRANK CASE	1							
43	2	114350-01412	GASKET, CRANK CASE		1						
44	2	114650-01412	GASKET, CRANK CASE			1					
45	2	24311-000180	O-RING 1A P-18.0	2	2	2					
46	2	114250-01840	GASKET	1	1	1					
47	2	22190-160002	SEAL WASHER 16S	2	2	2					
48	2	114250-11340	SEAL, VALVE STEM	2							
49	2	114350-11340	SEAL, VALVE STEM		2						
50	2	114650-11340	SEAL, VALVE STEM			2					
51	2	114250-11460	GASKET, NOZZLE	1	1	1					
52	2	114250-11310	GASKET, BONNET	1	1						
53	2	114650-11310	GASKET, BONNET			1					
54	2	114250-12200	GASKET, AIR INTAKE	1							

Fig.15. TOOL,LABEL & GASKET SET

(A)=L40AE-DP2T
(B)=L60AE-DP3T
(C)=L90AE-DEP4T

(D)=
(E)=
(F)=

15. TOOL, LABEL & GASKET SET

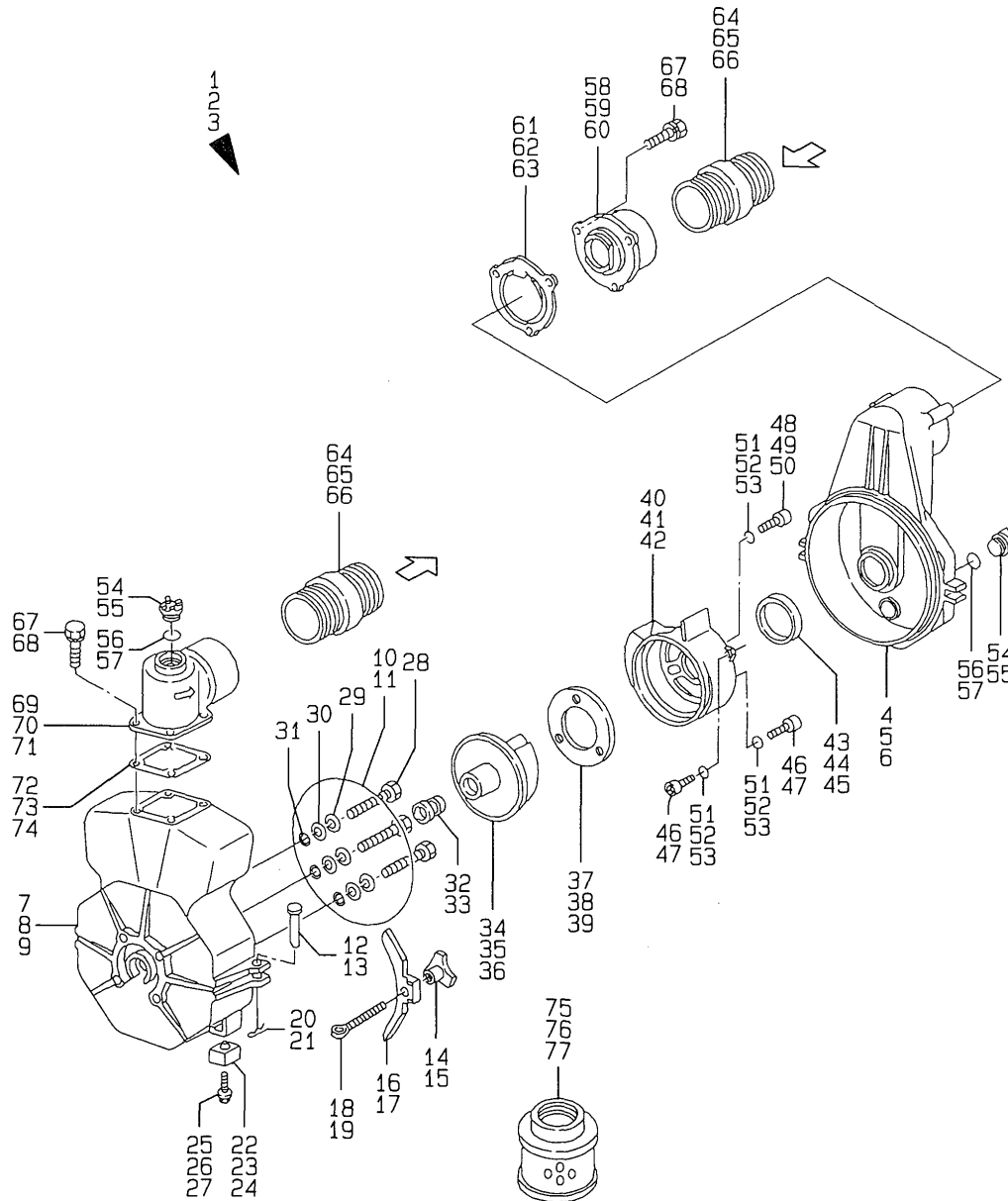


REF.	LEV.	PARTS NO.	DESCRIPTION	QTY						I	R
				(A)	(B)	(C)	(D)	(E)	(F)		
55	2	114350-12201	GASKET, AIR INTAKE		1						
56	2	114650-12300	GASKET, AIR INTAKE			1					
57	2	114250-12210	GASKET, AIR CLEANER	1	1						
58	2	114650-12210	GASKET, AIR CLEANER				1				
59	2	114250-13200	GASKET, MUFFLER	1	1						
60	2	114650-13200	GASKET, MUFFLER					1			
61	2	103338-32570	O-RING	1	1	1					

Remarks
(1) OPTIONAL PARTS.

Fig.16. WATER PUMP(TRASH)

16. WATER PUMP (TRASH)



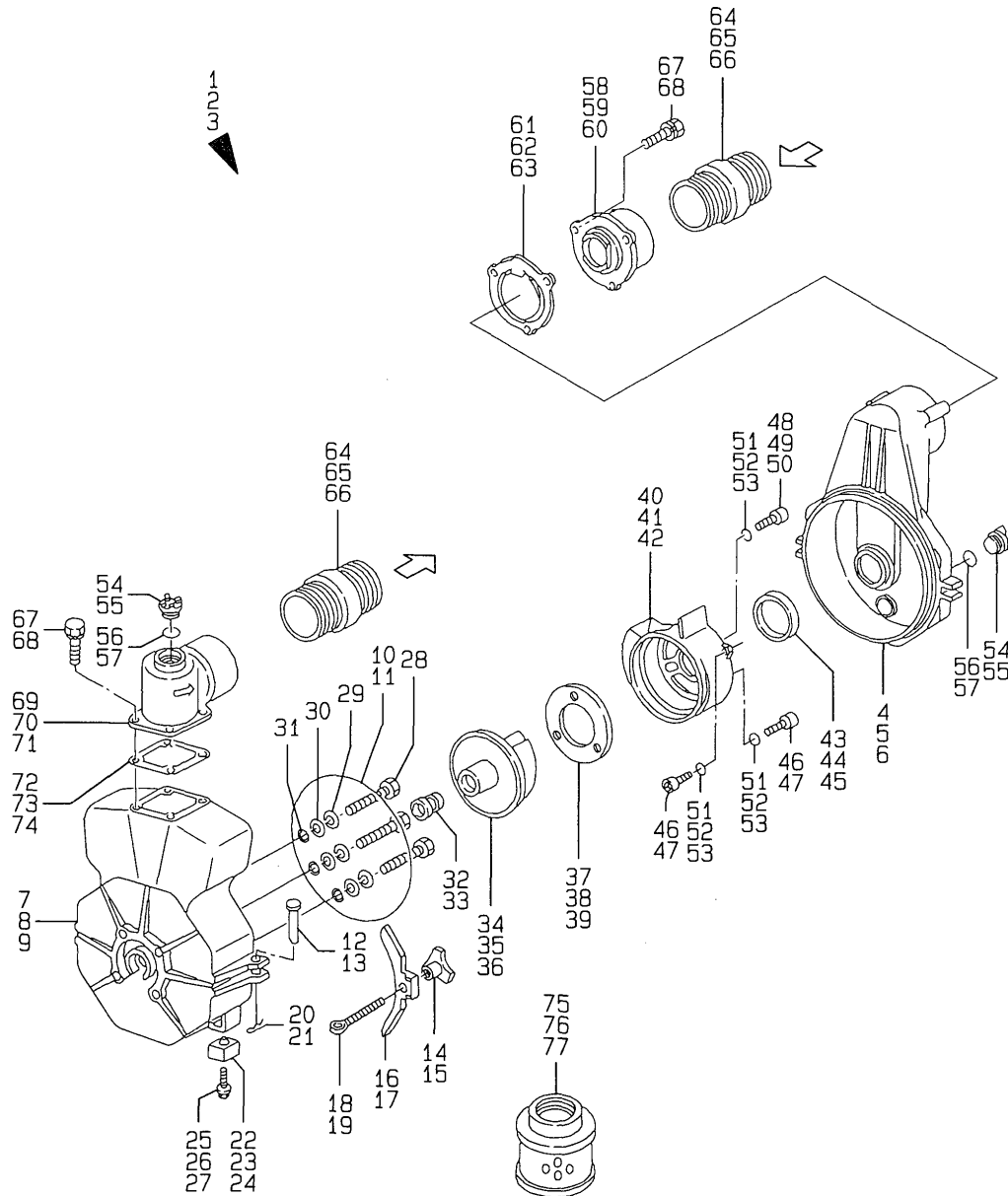
(A)=20TE
(B)=30TE
(C)=40TE

(D)=
(E)=
(F)=

REF.	LEV.	PARTS NO.	DESCRIPTION	QTY						I	R
				(A)	(B)	(C)	(D)	(E)	(F)		
1	1	183277-48710	PUMP ASSY. NPT-TRASH	1							
2	1	183377-48710	PUMP ASSY. NPT-TRASH		1						
3	1	183677-48710	PUMP ASSY. NPT-TRASH			1					
4	2	X521002	CASING COVER	1							
5	2	X821002	CASING COVER		1						
6	2	X1021002	CASING COVER			1					
7	2	X521001N	CASING	1							
8	2	X821001N	CASING		1						
9	2	X1021001N	CASING			1					
10	2	X521017	PACKING, CASING	1							
11	2	X821017	PACKING, CASING		1	1					
12	2	183277-48410	RIBET	2							
13	2	183377-48410	RIBET		2	2					
14	2	X521015	KNOB	2							
15	2	X821015	KNOB		2	2					
16	2	183277-48430	RETAINER	2							
17	2	183377-48430	RETAINER		2	2					
18	2	183277-48440	WING BOLT	2							
19	2	183377-48440	WING BOLT		2	2					
20	2	183277-48450	PIN	2							
21	2	183377-48450	PIN		2	2					
22	2	X529040	SPACER	2							
23	2	X829040	SPACER		2						
24	2	X1029040	SPACER			2					
25	2	X401034	BOLT M 8X35	2							
26	2	X829041	BOLT M 8X50		2						
27	2	X1001023	BOLT M10X55			4					
28	2	160664-95530	BOLT M 8X 50	4	4	4					
29	2	22217-080000	SPRING WASHER 8	4	4	4					
30	2	22117-080000	WASHER 8	4	4	4					
31	2	183178-48080	GASKET, SEAL	4	4	4					
32	2	183277-48120	SEAL, MECHANICAL	1							
33	2	183577-48120	SEAL, MECHANICAL		1	1					
34	2	183277-48110	IMPELLER	1							
35	2	183377-48110	IMPELLER		1						
36	2	183677-48110	IMPELLER			1					
37	2	183277-48130	LINER	1							
38	2	X821007N	LINER		1						
39	2	183677-48130	LINER			1					
40	2	X521003N	INNER CASING	1							
41	2	X821003N	INNER CASING		1						
42	2	X1021003N	INNER CASING			1					
43	2	X521020	GASKET	1							
44	2	X821020	GASKET		1						
45	2	X1021020	PACKING, CASING			1					
46	2	183277-48280	BOLT 6X16	3							
47	2	X829044	BOLT M 8X30		3	3					
48	2	183277-48280	BOLT 6X16	2							
49	2	X829045	BOLT M 6X20		3						
50	2	X1029044	BOLT M 5X14			3					
51	2	22217-080000	SPRING WASHER 8		3	3					

Fig.16. WATER PUMP(TRASH)

16. WATER PUMP (TRASH)



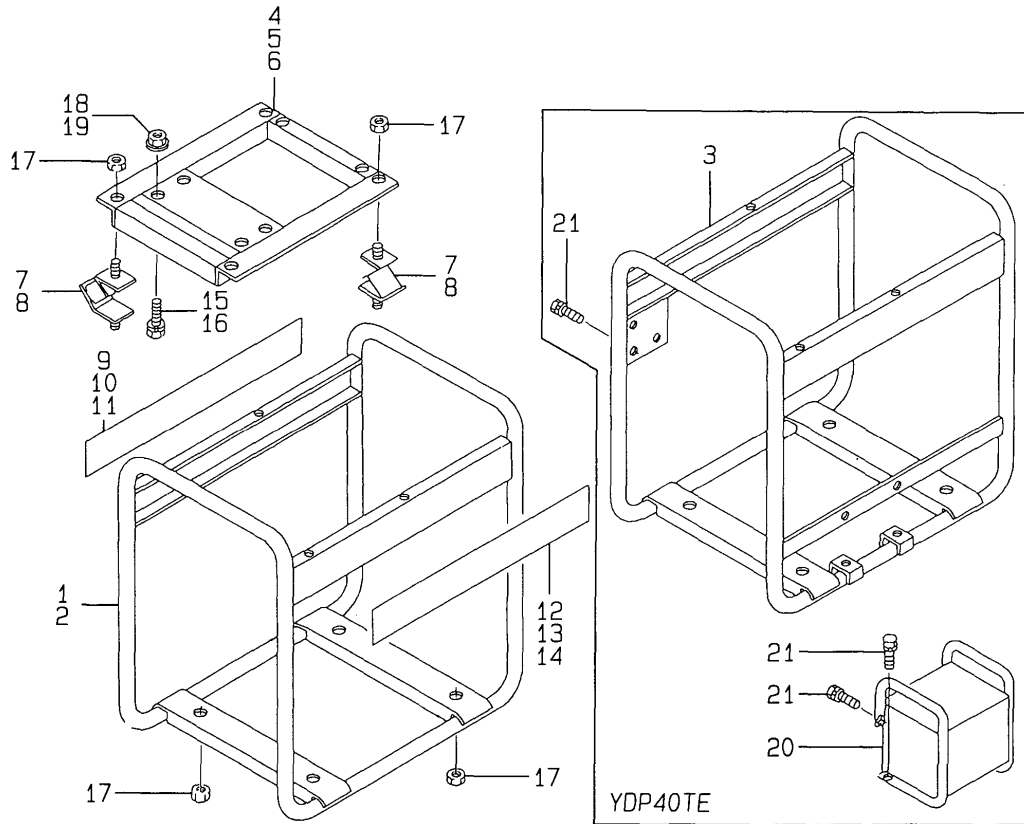
(A)=20TE
(B)=30TE
(C)=40TE

(D)=
(E)=
(F)=

REF.	LEV.	PARTS NO.	DESCRIPTION	Q'TY						I	R
				(A)	(B)	(C)	(D)	(E)	(F)		
52	2	22217-060000	SPRING WASHER 6	5	3						
53	2	22217-050000	SPRING WASHER 5			3					
54	2	183178-48270	PLUG	2							
55	2	X821012	PLUG		2	2					
56	2	183178-48280	GASKET	2							
57	2	X821018	GASKET		2	2					
58	2	183277-48160	CASE, VALVE	1							
59	2	183377-48160	CASE, VALVE		1						
60	2	183677-48160	CASE, VALVE			1					
61	2	183277-48170	VALVE	1							
62	2	183377-48170	VALVE		1						
63	2	183677-48170	VALVE			1					
64	2	X521038A	NIPPLE (NPT)	2							
65	2	X821038A	NIPPLE (NPT)		2						
66	2	X1021038A	NIPPLE (NPT)			2					
67	2	26013-080252	BOLT M 8X 25	7							
68	2	26013-100302	BOLT M10X 30		7	8					
69	2	X521010N	BEND, DISCHARGE	1							
70	2	X821010N	BEND, DISCHARGE		1						
71	2	X1021010N	BEND, DISCHARGE			1					
72	2	183178-48260	GASKET	1							
73	2	183278-48260	GASKET		1						
74	2	X1001020	GASKET			1					
75	1	X521033A	STRAINER (NPT)	1							
76	1	X821033A	STRAINER (NPT)		1						
77	1	X1021033A	STRAINER (NPT)			1					

Fig.17. FLAME (TRASH)

17.FRAME (TRASH)



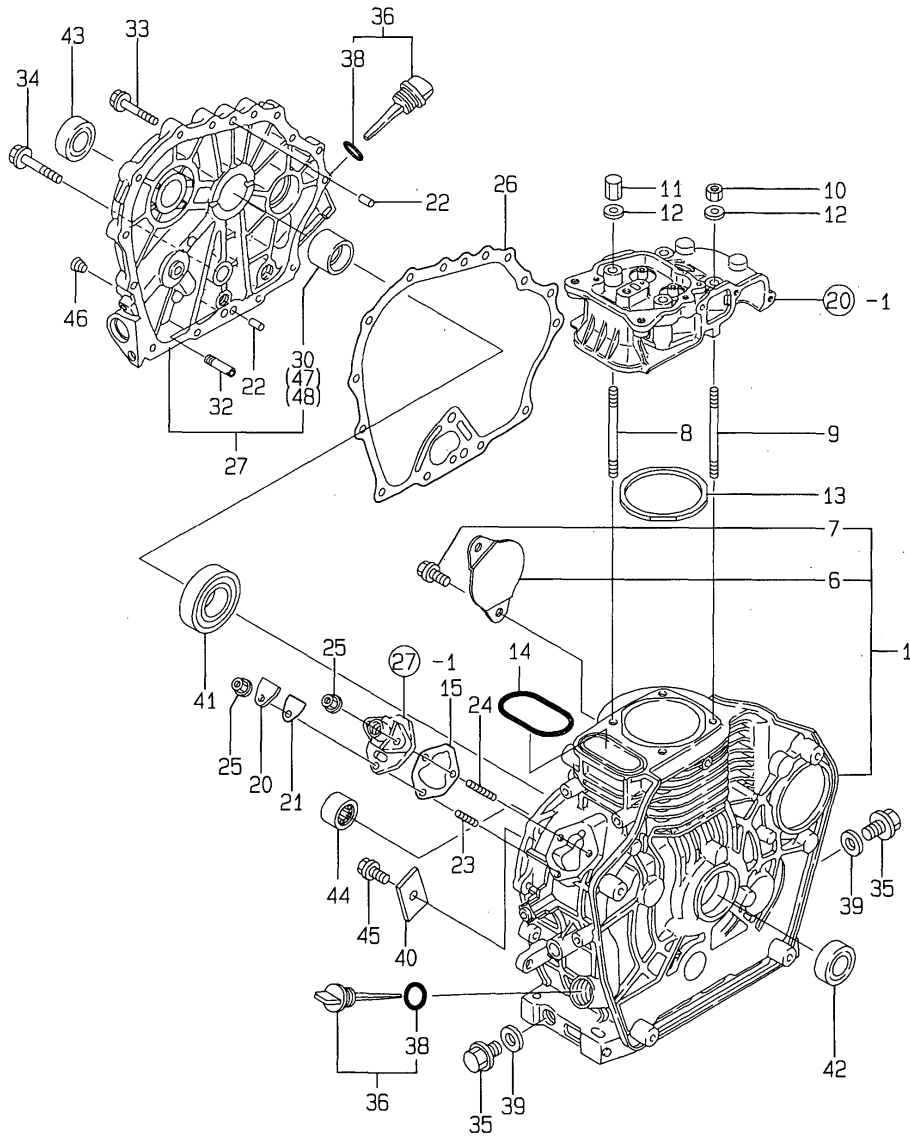
(A)=20TE
(B)=30TE
(C)=40TE

(D)=
(E)=
(F)=

REF.	LEV.	PARTS NO.	DESCRIPTION	QTY						I	R
				(A)	(B)	(C)	(D)	(E)	(F)		
1	1	183277-08330	FRAME, PIPE	1							
2	1	183377-08330	FRAME, PIPE		1						
3	1	183677-08330	FRAME, PIPE			1					
4	1	X529043	BASE	1							
5	1	X829043	BASE		1						
6	1	X1029043	BASE			1					
7	1	183250-08220	DAMPER	4							
8	1	183279-08210	DAMPER		4	4					
9	1	183277-07310	LABEL, (L) YDP20TE	1							
10	1	183377-07310	LABEL, (L) YDP30TE		1						
11	1	183677-07310	LABEL, (L) YDP40TE			1					
12	1	183277-07320	LABEL, (R) YDP20TE	1							
13	1	183377-07320	LABEL, (R) YDP30TE		1						
14	1	183677-07320	LABEL, (R) YDP40TE			1					
15	1	26013-080402	BOLT M 8X 40	4							
16	1	26013-100552	BOLT M10X 55		4	4					
17	1	183277-08370	NUT 10	8	8	8					
18	1	26366-080002	NUT M 8	4							
19	1	183377-08370	NUT		4	4					
20	1	183577-48370	BOX, BATTERY						1		
21	1	26013-060162	BOLT M 6X 16			4					

Fig.18. CYLINDER BLOCK

18. CYLINDER BLOCK



Remarks

- (1) REPAIR PART.
- (2) UNDER-SIZED PART.
- (G) THESE PARTS ARE SOLD BY FIG.30, REF.NO.29.

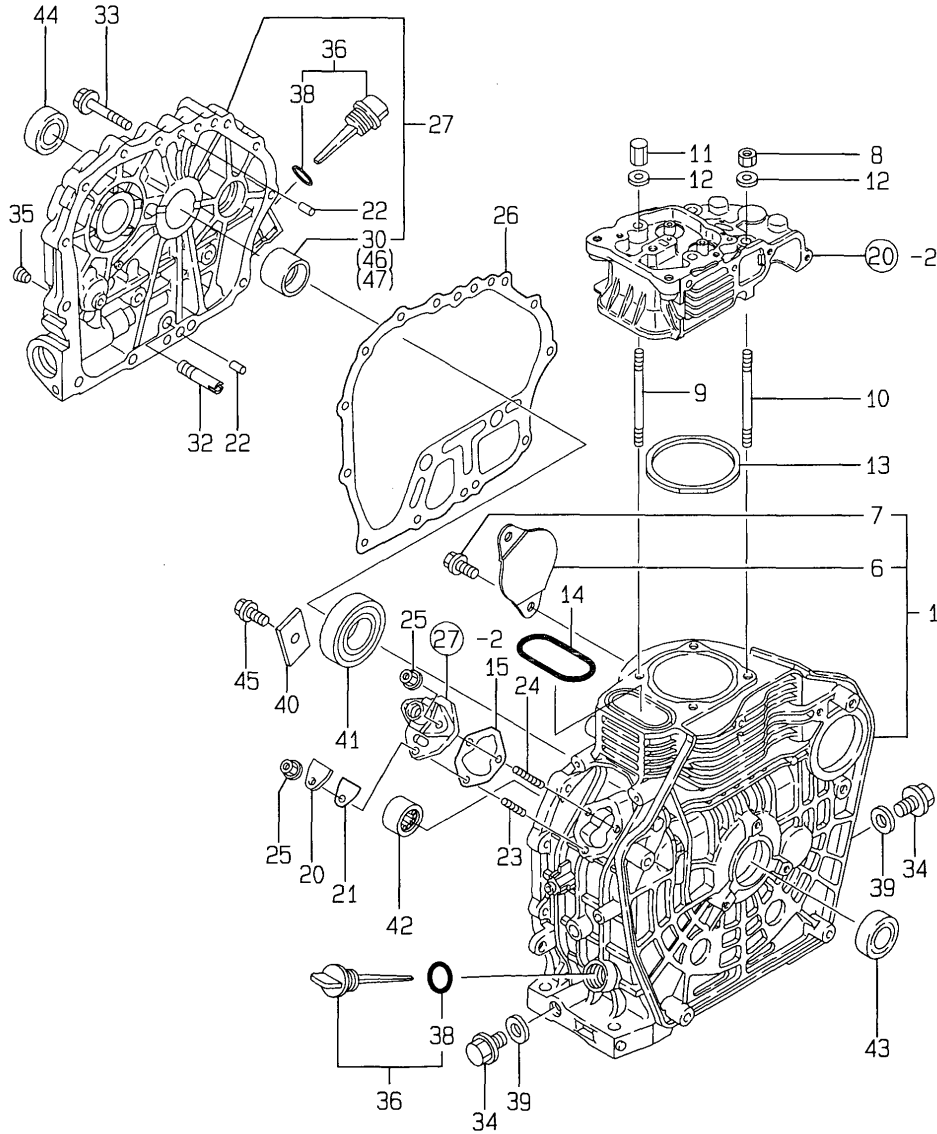
(A)=L40AE-DP2ST
 (B)=L40AE-DP3ST
 (C)=L75AE-DEP4ST

(D)=
 (E)=
 (F)=

REF.	LEV.	PARTS NO.	DESCRIPTION	QTY						I	R
				(A)	(B)	(C)	(D)	(E)	(F)		
1	1	714270-01560	BLOCK ASSY, CYLINDER	1	1						
6	2	114350-01700	COVER, STARTER	1	1						
7	2	26106-100122	BOLT M10X 12 PLATED	2	2						
8	1	114250-01200	STUD, CYL. HEAD	2	2						
9	1	114250-01210	STUD, CYL. HEAD	2	2						
10	1	114250-01220	NUT 8	2	2						
11	1	114250-01250	NUT 8	2	2						
12	1	124950-01250	WASHER	4	4						
13	1	114250-01340	GASKET, CYL. HEAD	1	1						G
14	1	114250-01380	O-RING	1	1						G
15	1	114250-01800	SHIM SET	1	1						
20	1	114250-01830	COVER, INSPEC.WINDOW	1	1						
21	1	114250-01840	GASKET	1	1						G
22	1	114270-01600	PARALLEL PIN 8X12	2	2						
23	1	26226-060182	STUD M 6X 18 PLATED	1	1						
24	1	26226-060222	STUD M 6X 22 PLATED	2	2						
25	1	26366-060002	NUT M 6	3	3						
26	1	114250-01412	GASKET, CRANK CASE	1	1						G
27	1	114260-01454	COVER (D),CRANK CASE	1	1						
30	2	114250-02100	BEARING, MAIN	1	1						1
32	1	114250-35150	PIPE, L.O. INLET	1	1						
33	1	26106-060252	BOLT M 6X 25 PLATED	14	14						
34	1	26106-080352	BOLT M 8X 35 PLATED	1	1						
35	1	105425-01690	PLUG M16	2	2						
36	1	160710-01760	CAP, W/LUB.OIL GAUGE	2	2						
38	2	24311-000180	O-RING 1A P-18.0	2	2						G
39	1	22190-160002	SEAL WASHER 16S	2	2						G
40	1	114250-02030	RETAINER, BEARING	1	1						
41	1	114250-02113	BALL BEARING	1	1						
42	1	160110-02220	SEAL, OIL	1	1						
43	1	160210-02220	SEAL, OIL	1	1						
44	1	24162-152112	NEEDLE BEARING	1	1						
45	1	26106-080122	BOLT M 8X 12 PLATED	1	1						
46	1	23871-010000	PLUG PT1/8,SCREW	1	1						
47	1	114250-02200	MAIN BEARING US=0.25	1	1						2
48	1	114250-02210	MAIN BEARING US=0.50	1	1						2

Fig.19. CYLINDER BLOCK

19. CYLINDER BLOCK



Remarks

- (1) REPAIR PART.
- (2) UNDER-SIZED PART.
- (G) THESE PARTS ARE SOLD BY FIG.30, REF.NO.30.

(A)=L40AE-DP2ST
 (B)=L40AE-DP3ST
 (C)=L75AE-DEP4ST

(D)=
 (E)=
 (F)=

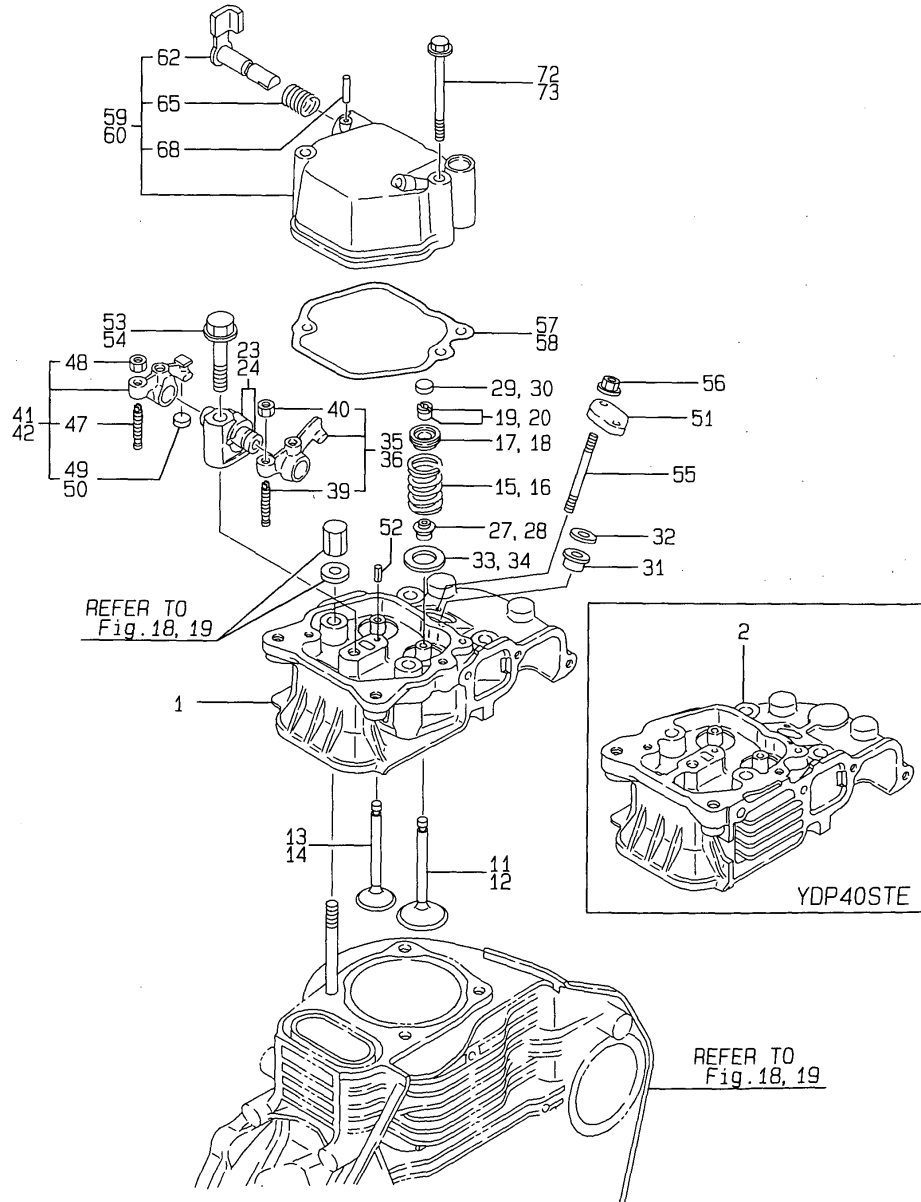
REF.	LEV.	PARTS NO.	DESCRIPTION	QTY						I	R
				(A)	(B)	(C)	(D)	(E)	(F)		
1	1	714571-01560	BLOCK ASSY, CYLINDER			1					
6	2	114350-01700	COVER, STARTER			1					
7	2	26106-100122	BOLT M10X 12 PLATED			2					
8	1	105025-01220	NUT 10			2					
9	1	114650-01230	STUD, CYL. HEAD			2					
10	1	114650-01240	STUD, CYL. HEAD			2					
11	1	114650-01250	NUT 10			2					
12	1	114650-01260	WASHER			4					
13	1	114550-01340	GASKET, CYL. HEAD			1					G
14	1	114650-01380	O-RING			1					G
15	1	114250-01800	SHIM SET			1					
20	1	114250-01830	COVER, INSPEC.WINDOW			1					
21	1	114250-01840	GASKET			1					G
22	1	114270-01600	PARALLEL PIN 8X12			2					
23	1	26226-060182	STUD M 6X 18 PLATED			1					
24	1	26226-060222	STUD M 6X 22 PLATED			2					
25	1	26366-060002	NUT M 6			3					
26	1	114650-01412	GASKET, CRANK CASE			1					G
27	1	114554-01452	COVER(DP),CRANK CASE			1					
30	2	114650-02100	BEARING, MAIN			1					1
32	1	114250-35150	PIPE, L.O. INLET			1					
33	1	26106-080352	BOLT M 8X 35 PLATED			16					
34	1	105425-01690	PLUG M16			2					
35	1	23871-010000	PLUG PT1/8,SCREW			1					
36	1	160910-01740	CAP, W/LUB.OIL GAUGE			2					
38	2	24311-000180	O-RING 1A P-18.0			2					G
39	1	22190-160002	SEAL WASHER 16S			2					G
40	1	114250-02030	RETAINER, BEARING			1					
41	1	114650-02150	BALL BEARING			1					
42	1	24162-152112	NEEDLE BEARING			1					
43	1	24423-355008	SEAL, OIL			1					
44	1	24423-355008	SEAL, OIL			1					
45	1	26106-080122	BOLT M 8X 12 PLATED			1					
46	1	114650-02200	MAIN BEARING US=0.25			1					2
47	1	114650-02210	MAIN BEARING US=0.50			1					2

Fig.20. CYLINDER HEAD & BONNET

(A)=L40AE-DP2ST
(B)=L40AE-DP3ST
(C)=L75AE-DEP4ST

(D)=
(E)=
(F)=

20. CYLINDER HEAD & BONNET



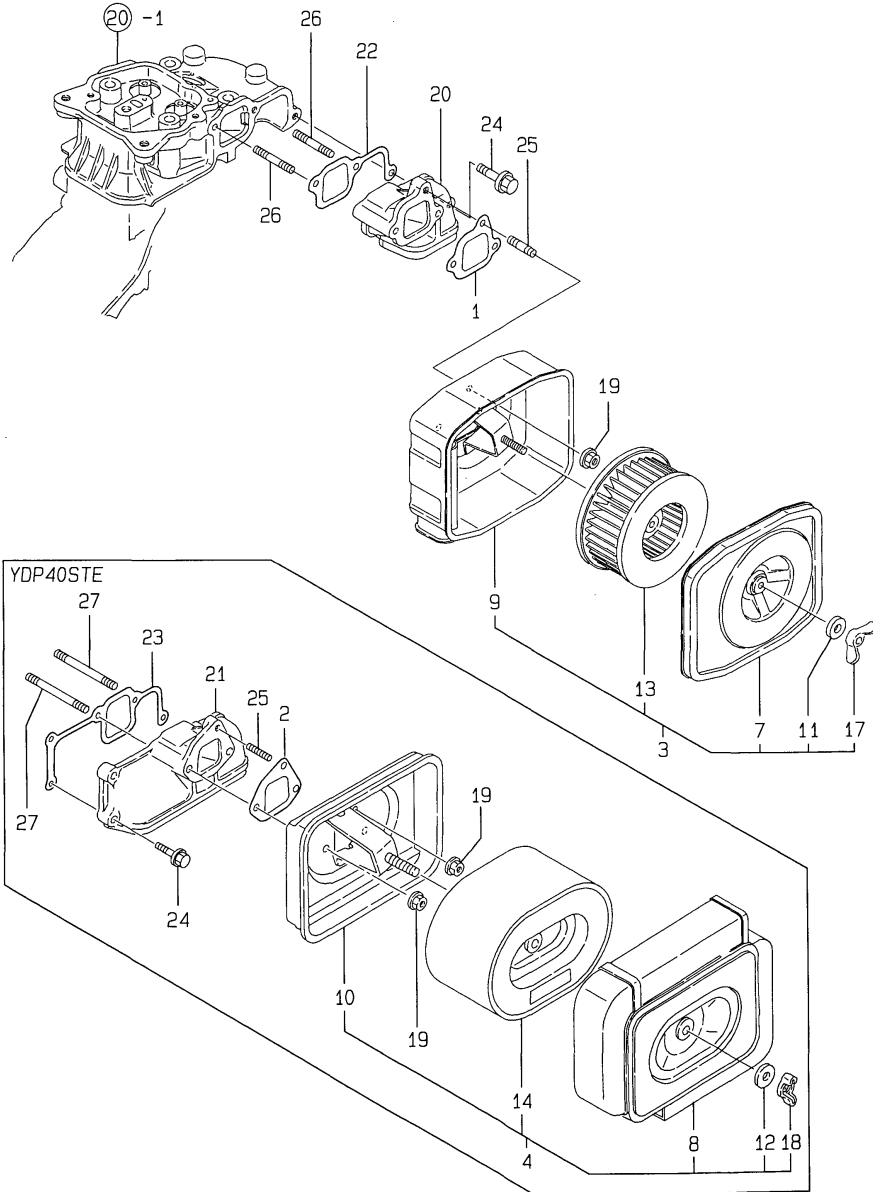
REF.	LEV.	PARTS NO.	DESCRIPTION	QTY						I	R
				(A)	(B)	(C)	(D)	(E)	(F)		
1	1	114250-11020	HEAD ASSY, CYLINDER	1	1						
2	1	114550-11010	HEAD ASSY, CYLINDER					1			
11	1	114250-11101	VALVE, SUCTION	1	1						
12	1	114650-11100	VALVE, SUCTION					1			
13	1	114250-11113	VALVE, EXHAUST	1	1						
14	1	114654-11110	VALVE, EXHAUST							1	
15	1	114250-11120	SPRING, VALVE	2	2						
16	1	114650-11121	SPRING, VALVE					2			
17	1	114250-11180	RETAINER, SPRING	2	2						
18	1	119620-11180	RETAINER, SPRING							2	
19	1	714250-11570	COTTER ASSY	2	2						
20	1	27310-070001	COTTER ASSY							2	
23	1	114250-11290	SUPPORT, ROCKER ARM	1	1						
24	1	114650-11261	SUPPORT, ROCKER ARM							1	
27	1	114250-11340	SEAL, VALVE STEM	2	2						G
28	1	114650-11340	SEAL, VALVE STEM							2	G
29	1	119260-11370	CAP, VALVE	1	1						
30	1	104211-11370	CAP, VALVE							1	
31	1	114250-11460	GASKET, NOZZLE	1	1	1					G
32	1	114350-11470	SPACER, NOZZLE	1	1	1					
33	1	114250-11600	WASHER	2	2						
34	1	114650-11600	WASHER							2	
35	1	114250-11651	ARM ASSY, INTAKE	1	1						
36	1	114650-11652	ARM ASSY, INTAKE							1	
39	2	114250-11240	SCREW, VALVE ADJUST.	1	1	1					
40	2	26756-060002	LOCK NUT M 6 PLATED	1	1	1					
41	1	714270-11660	ARM ASSY, EXHAUST	1	1						
42	1	714670-11660	ARM ASSY, EXHAUST							1	
47	2	114250-11240	SCREW, VALVE ADJUST.	1	1	1					
48	2	26756-060002	LOCK NUT M 6 PLATED	1	1	1					
49	2	119260-11370	CAP, VALVE	1	1						
50	2	104211-11370	CAP, VALVE							1	
51	1	114250-11900	RETAINER, NOZZLE	1	1	1					
52	1	22351-040008	SPRING PIN 4X 8	1	1	1					
53	1	26106-080452	BOLT M 8X 45 PLATED	1	1						
54	1	26106-100552	BOLT M10X 55 PLATED							1	
55	1	26226-060502	STUD M 6X 50	2	2	2					
56	1	26366-060002	NUT M 6	2	2	2					
57	1	114250-11310		1	1						G
58	1	114650-11310	GASKET, BONNET							1	G
59	1	114250-11951	BONNET ASSY, HEAD	1	1						
60	1	114650-11951	BONNET ASSY, HEAD							1	
62	2	114250-03591	SHAFT ASSY, DECOMP.	1	1	1					
65	2	114250-03640	SPRING	1	1	1					
68	2	22312-030160	PARALLEL PIN 3X16	1	1	1					
72	1	26106-060552	BOLT M 6X 55 PLATED	2	2						
73	1	26106-060702	BOLT M 6X 70 PLATED							2	

Remarks

(G) THESE PARTS ARE SOLD BY FIG.30,
REF.NO.29,30.

Fig.21. AIR CLEANER

21.AIR CLEANER



(A)=L40AE-DP2ST
 (B)=L40AE-DP3ST
 (C)=L75AE-DEP4ST

(D)=
 (E)=
 (F)=

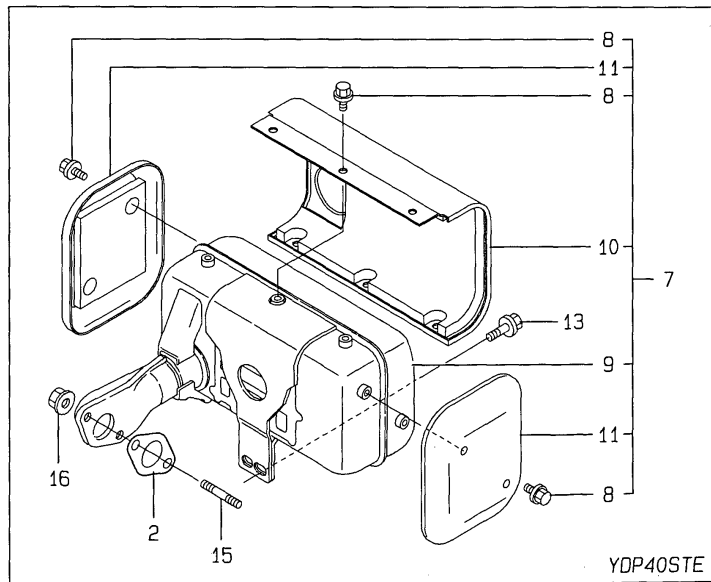
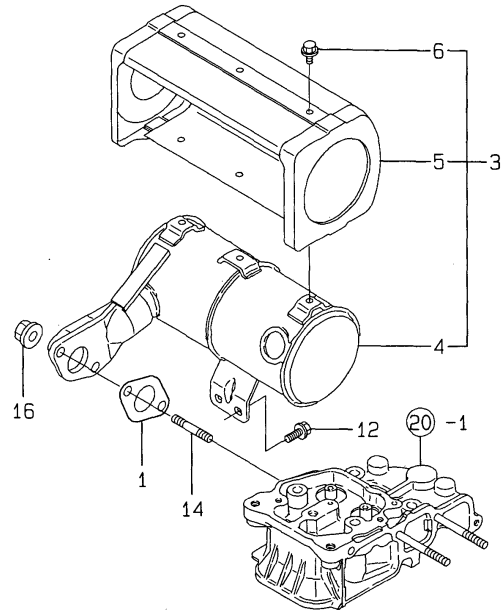
REF.	LEV.	PARTS NO.	DESCRIPTION	Q'TY						I	R	
				(A)	(B)	(C)	(D)	(E)	(F)			
1	1	114250-12210		1	1							
2	1	114650-12210	GASKET, AIR CLEANER			1						G
3	1	714250-12560	CLEANER ASSY, AIR	1	1							G
4	1	714650-12560	CLEANER ASSY, AIR			1						
7	2	114250-12520	COVER, AIR CLEANER	1	1							
8	2	114650-12520	COVER, AIR CLEANER				1					
9	2	114250-12530	CASE, AIR CLEANER	1	1							
10	2	114650-12530	CASE, AIR CLEANER			1						
11	2	114250-12560	WASHER M 6, SEAL	1	1							
12	2	114252-12560	WASHER M 8, SEAL				1					
13	2	114250-12580	ELEMENT, WET AIR	1	1							
14	2	114650-12590	ELEMENT W/PRE-FILTER				1					
17	2	114250-12550	WING-NUT, M 6	1	1							
18	2	114252-12550	WING-NUT, M 8				1					
19	1	26366-060002	NUT M 6	3	3	3						
20	1	114250-12010	PIPE, AIR INTAKE	1	1							
21	1	114650-12020	PIPE, AIR INTAKE			1						
22	1	114250-12200	GASKET, AIR INTAKE	1	1							G
23	1	114650-12300	GASKET, AIR INTAKE			1						G
24	1	26106-060252	BOLT M 6X 25 PLATED	1	1	3						
25	1	26226-060142	STUD M 6X 14 PLATED	1	1	1						
26	1	26226-060552	STUD M6X 55 PLATED	2	2							
27	1	26226-060752	STUD M 6X 75			2						

Remarks

(G) THESE PARTS ARE SOLD BY FIG.30,
 REF.NO.29,30.

Fig.22. MUFFLER

22. MUFFLER



YDP40STE

Remarks

(G) THESE PARTS ARE SOLD BY FIG.30,
REF.NO.29,30.

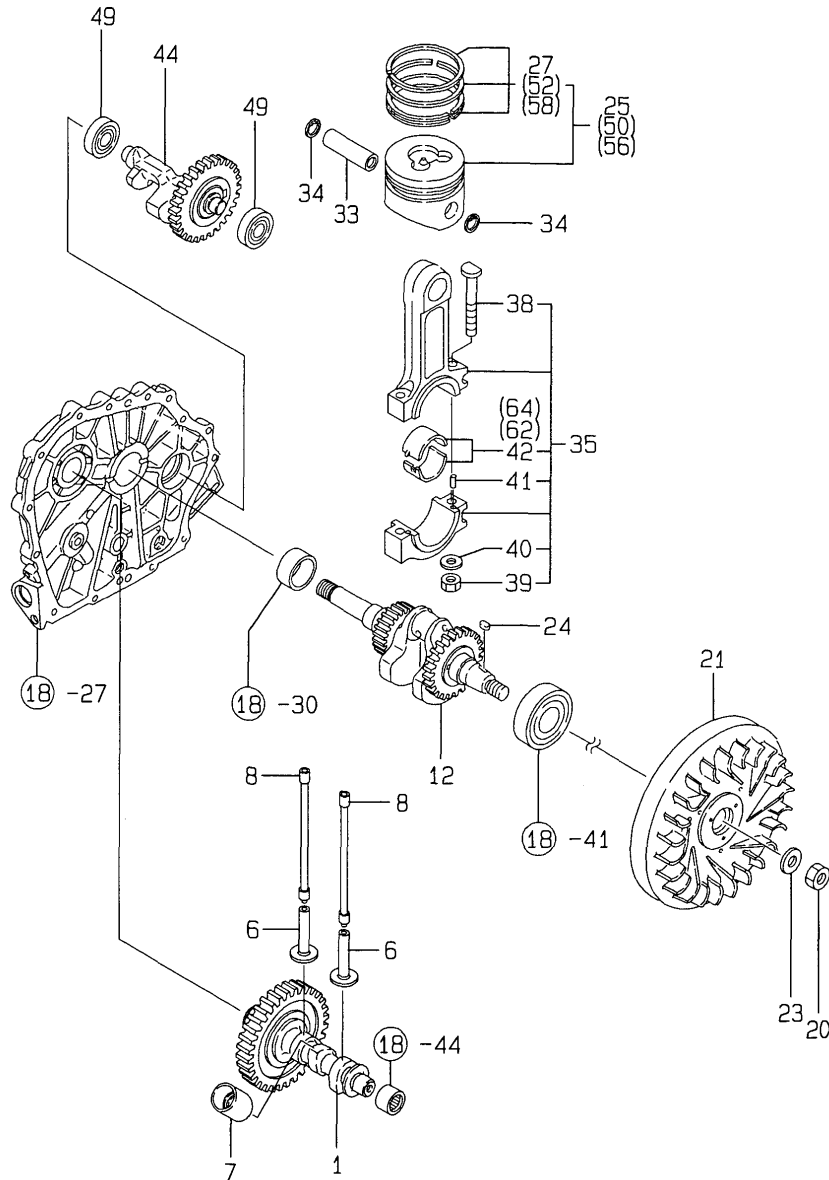
(A)=L40AE-DP2ST
(B)=L40AE-DP3ST
(C)=L75AE-DEP4ST

(D)=
(E)=
(F)=

REF.	LEV.	PARTS NO.	DESCRIPTION	QTY						I	R	
				(A)	(B)	(C)	(D)	(E)	(F)			
1	1	114250-13200		1	1							
2	1	114650-13200	GASKET, MUFFLER									G
3	1	114250-13521	MUFFLER W/COVER			1						G
4	2	114250-13531	MUFFLER	1	1							
5	2	114250-13701	COVER, MUFFLER	1	1							
6	2	26106-060082	BOLT M 6X 8 PLATED	6	6							
7	1	114970-13550	MUFFLER ASSY								1	
8	2	160260-01580	BOLT M 6X 6								10	
9	2	114970-13560	MUFFLER								1	
10	2	114970-13700	COVER(A), MUFFLER								1	
11	2	114970-13710	COVER, MUFFLER								2	
12	1	26106-060122	BOLT M 6X 12 PLATED	2	2							
13	1	26106-080182	BOLT M 8X 18 PLATED								1	
14	1	26216-080182	STUD M 8X 18 PLATED	2	2							
15	1	26226-080202	STUD M 8X 20 PLATED								2	
16	1	26366-080002	NUT M 8	2	2	2						

Fig.23. CRANKSHAFT,PISTON & CAMSHAFT

23.CRANKSHAFT, PISTON & CAMSHAFT



(A)=L40AE-DP2ST
 (B)=L40AE-DP3ST
 (C)=L75AE-DEP4ST

(D)=
 (E)=
 (F)=

REF.	LEV.	PARTS NO.	DESCRIPTION	QTY						I	R
				(A)	(B)	(C)	(D)	(E)	(F)		
1	1	714780-14580	CAMSHAFT (D) ASSY	1	1						
6	1	114250-14200	TAPPET	2	2						
7	1	114250-14260	TAPPET, FUEL	1	1						
8	1	114250-14450	ROD, PUSH	2	2						
12	1	714288-21760	CRANKSHAFT ASY.(DP)	1	1						
20	1	103854-01221	NUT M16	1	1						
21	1	114780-21400	FLYWHEEL (D)	1	1						
23	1	114250-21550	WASHER, FLYWHEEL	1	1						
24	1	22512-040120	KEY 4X 12	1	1						
25	1	714280-22720	PISTON W/RINGS	1	1						
27	2	714250-22502	RING SET, PISTON	1	1						
33	1	114250-22302	PIN, PISTON D=19	1	1						
34	1	22252-000190	CIRCLIP 19	2	2						
35	1	714250-23703	ROD ASSY, CONNECTING	1	1						
38	2	114250-23200	BOLT, ROD	2	2						
39	2	114250-23220	NUT, ROD BOLT	2	2						
40	2	114250-23250	WASHER	2	2						
41	2	22312-030080	PARALLEL PIN 3X 8	2	2						
42	2	714250-23600	BEARING, CRANKPIN	1	1						
44	1	714770-28510	SHAFT ASSY, BALANCER	1	1						
49	1	24101-062024	BALL BEARING	2	2						
50	1	714280-22620	PISTON W/RING OS=.25	1	1						1
52	2	714250-22542	RING SET O.S=.25	1	1						1
56	1	714280-22580	PISTON W/RING OS=0.5	1	1						1
58	2	714250-22550	RING SET O.S=0.50	1	1						1
62	1	714250-23610	BEARING,PIN(U.S=0.25	1	1						2
64	1	714250-23620	BEARING,PIN(U.S=0.50	1	1						2

Remarks

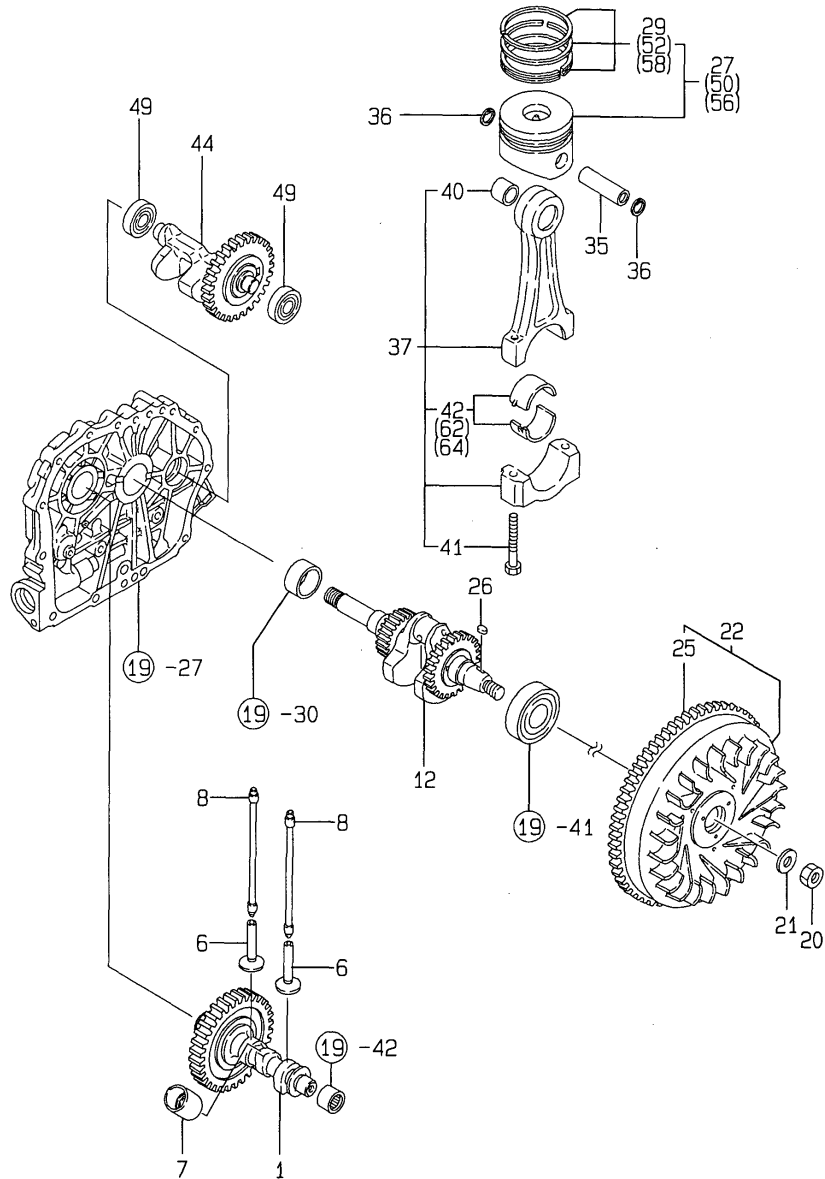
- (1) OVER-SIZED PART.
- (2) UNDER-SIZED PART.

Fig.24. CRANKSHAFT,PISTON & CAMSHAFT

(A)=L40AE-DP2ST
(B)=L40AE-DP3ST
(C)=L75AE-DEP4ST

(D)=
(E)=
(F)=

24.CRANKSHAFT, PISTON & CAMSHAFT



REF.	LEV.	PARTS NO.	DESCRIPTION	QTY						I	R
				(A)	(B)	(C)	(D)	(E)	(F)		
1	1	714689-14580	CAMSHAFT (D) ASSY			1					
6	1	114650-14200	TAPPET			2					
7	1	114250-14260	TAPPET, FUEL			1					
8	1	114650-14401	ROD, PUSH			2					
12	1	714587-21700	CRANKSHAFT ASSY(D)			1					
20	1	122710-01220	NUT M18			1					
21	1	114650-21551	WASHER, FLYWHEEL			1					
22	1	114662-21592	FLYWHEEL W/RING GEAR			1					
25	2	114662-21601	GEAR, RING			1					
26	1	22512-050140	KEY 5X 14			1					
27	1	714560-22723	PISTON W/RINGS			1					
29	2	714550-22502	RING SET, PISTON			1					
35	1	114650-22300	PIN, PISTON D=23			1					
36	1	129792-22400	CIRCLIP 23			2					
37	1	714650-23700	ROD ASSY, CONNECTING			1					
40	2	124060-23100	BUSH, PISTON PIN			1					
41	2	104200-23201	BOLT, ROD			2					
42	2	714650-23600	BEARING, CRANKPIN			1					
44	1	714970-28510	SHAFT ASSY, BALANCER			1					
49	1	24101-062034	BALL BEARING			2					
50	1	714560-22623	PISTON W/RING OS=.25			1					1
52	2	714550-22542	RING SET O.S=.25			1					1
56	1	714560-22580	PISTON W/RING OS=0.5			1					1
58	2	714550-22550	RING SET O.S=0.50			1					1
62	1	714650-23610	BEARING,PIN(U.S=0.25			1					2
64	1	714650-23620	BEARING,PIN(U.S=0.50			1					2

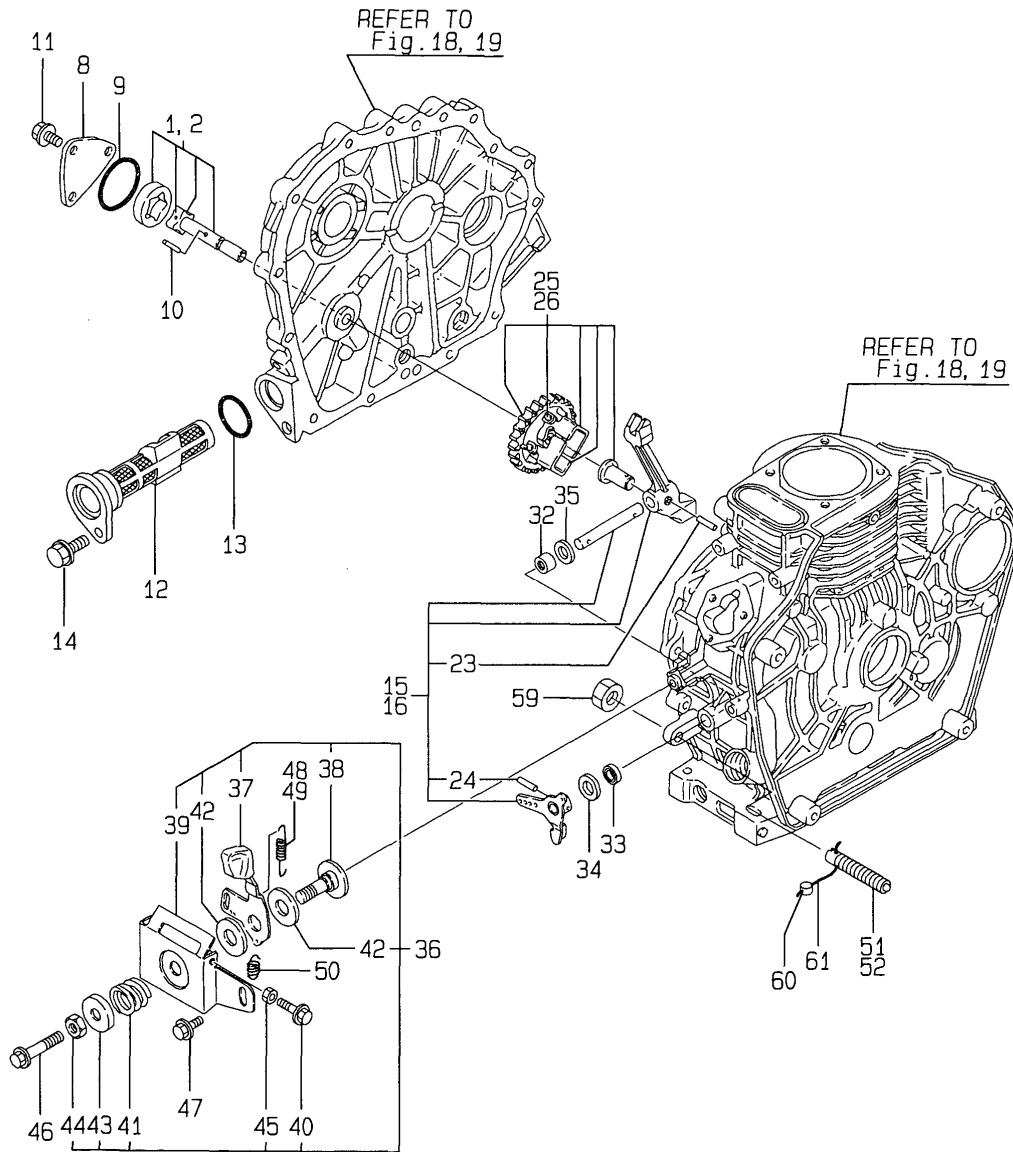
Remarks

- (1) OVER-SIZED PART.
- (2) UNDER-SIZED PART.

N:Old $\xrightarrow{\text{Yes}}$ New, Q:Old $\xrightarrow{\text{No}}$ New, R:Old $\xrightarrow{\text{Yes}}$ New, S:Old $\xrightarrow{\text{No}}$ New, W:Add, Z:Discontinued, F:Interchangeable by set, K:Q'ty Change

Fig.25. LUB.OIL PUMP & GOVERNOR

25.LUB.OIL PUMP & GOVERNOR



(A)=L40AE-DP2ST (D)=
 (B)=L40AE-DP3ST (E)=
 (C)=L75AE-DEP4ST (F)=

REF.	LEV.	PARTS NO.	DESCRIPTION	QTY						I	R
				(A)	(B)	(C)	(D)	(E)	(F)		
1	1	114250-32010	PUMP ASSY, LUB.OIL	1	1						
2	1	114650-32010	PUMP ASSY, LUB.OIL					1			
8	1	114250-32070	COVER, LUB. OIL PUMP	1	1	1					
9	1	103338-32570	O-RING	1	1	1					G
10	1	22312-030160	PARALLEL PIN 3X16	1	1	1					
11	1	26476-060142	BOLT M 6X 14,TAPPING	3	3	3					
12	1	114250-35070	STRAINER, LUB. OIL	1	1	1					
13	1	24341-000224	O-RING 1A S-22.4	1	1	1					
14	1	26106-060162	BOLT M 6X 16 PLATED	1	1	1					
15	1	714250-61500	LEVER ASSY, GOVERNOR	1	1						
16	1	714650-61500	LEVER ASSY, GOVERNOR							1	
23	2	22322-030200	TAPER PIN 3X20	1	1	1					
24	2	22322-030200	TAPER PIN 3X20	1	1	1					
25	1	714770-61700	GOVERNOR ASSY	1	1						
26	1	714970-61700	GOVERNOR ASSY							1	
32	1	114270-61520	NEEDLE BEARING FJ810	2	2	2					
33	1	114770-61600	SEAL, OIL	1	1	1					
34	1	114770-61610	WASHER, THRUST	1	1	1					
35	1	22137-080000	WASHER 8, POLISHED	1	1	1					
36	1	183250-66500		1	1	1					
37	2	183250-66050		1	1	1					
38	2	183250-66070	SHAFT, HANDLE	1	1	1					
39	2	183250-66100	BRACKET, REGULATOR	1	1	1					
40	2	114250-66440	BOLT, ADJUSTING	1	1	1					
41	2	104200-66820	SPRING	1	1	1					
42	2	104200-66830	PLATE, FRICTION	2	2	2					
43	2	104200-66850	WASHER (B)	1	1	1					
44	2	26696-100002	NUT M10	1	1	1					
45	2	26757-060002	NUT 6	1	1	1					
46	1	26106-060452	BOLT M 6X 45 PLATED	1	1	1					
47	1	26476-060142	BOLT M 6X 14,TAPPING	1	1	1					
48	1	114770-66010	SPRING, REGULATOR	1	1						
49	1	114970-66010	SPRING, REGULATOR							1	
50	1	114250-66200	SPRING, RETURN	1	1	1					
51	1	114250-66550	TORQUE SPRING ASSY	1	1						
52	1	114650-66500	TORQUE SPRING ASSY							1	
59	1	26696-100002	NUT M10	1	1	1					
60	1	135210-61090	LEAD	2	2	2					
61	1	22451-060000	WIRE 0.6	2	2	2					

Remarks

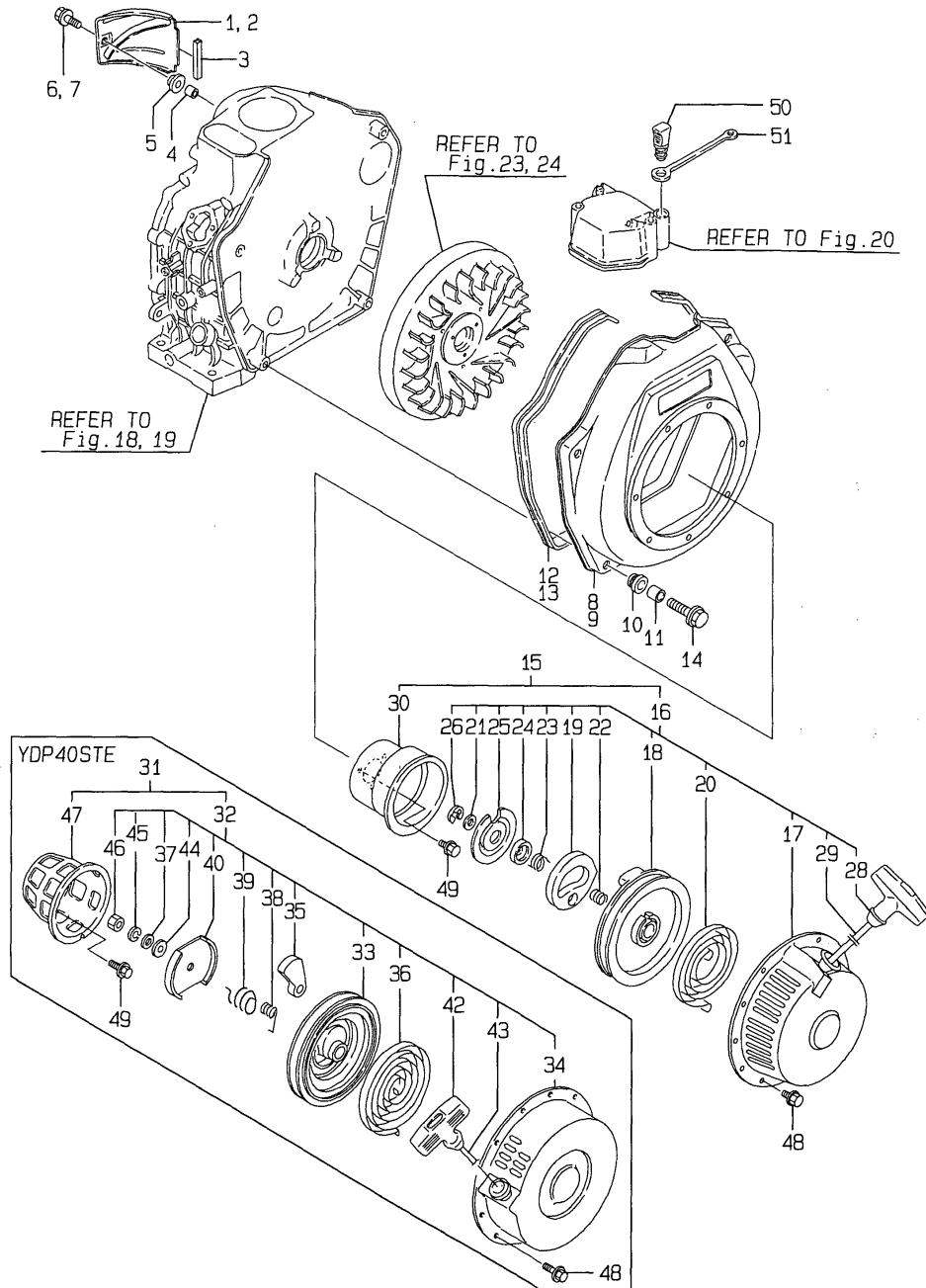
(G) THESE PARTS ARE SOLD BY FIG.30,
 REF.NO.29,30.

Fig.26. COOLING & STARTING DEVICE

(A)=L40AE-DP2ST
(B)=L40AE-DP3ST
(C)=L75AE-DEP4ST

(D)=
(E)=
(F)=

26.COOLING & STARTING DEVICE



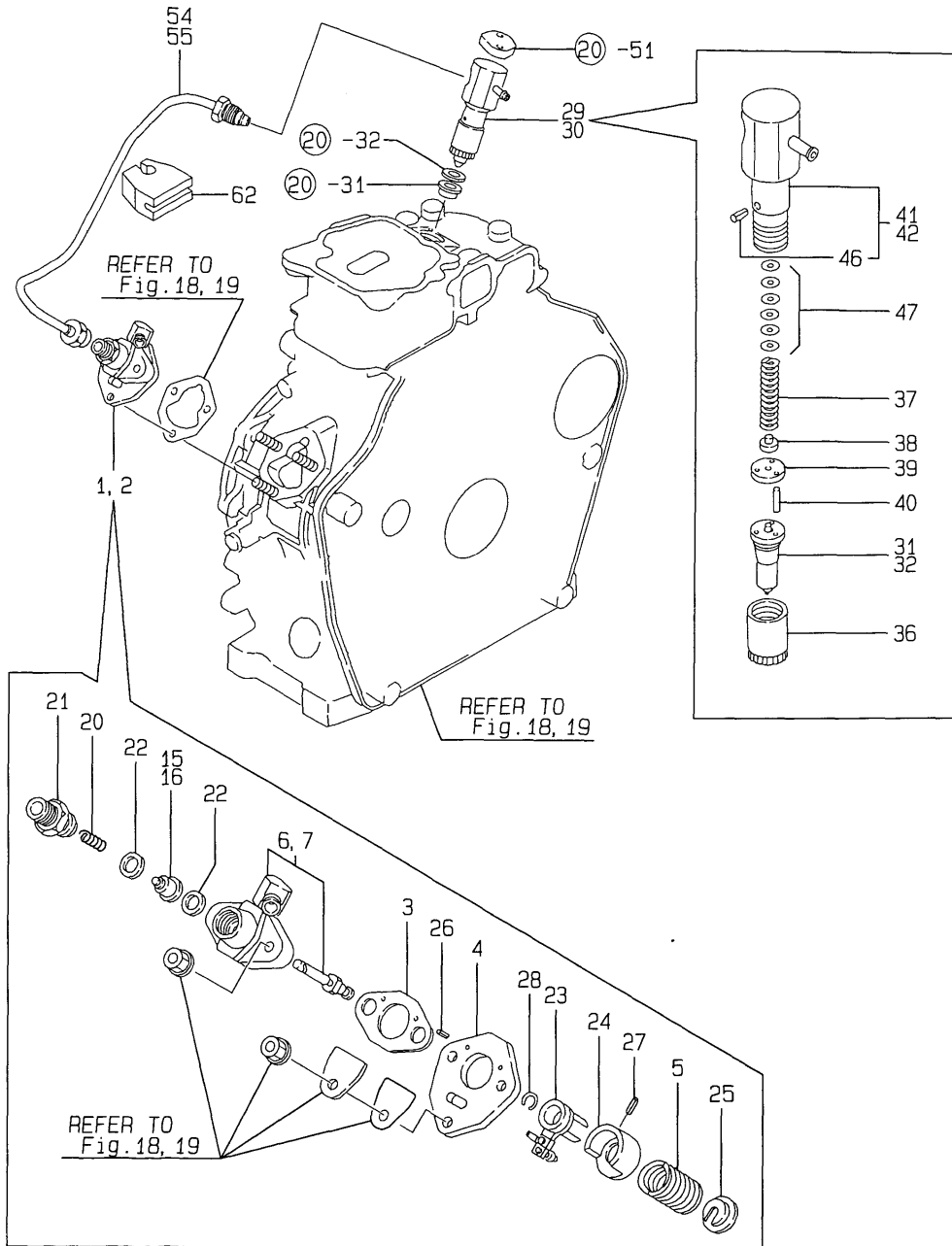
REF.	LEV.	PARTS NO.	DESCRIPTION	QTY						I	R
				(A)	(B)	(C)	(D)	(E)	(F)		
1	1	114250-45211	COVER, CYLINDER	1	1						
2	1	114650-45200	COVER, CYLINDER					1			
3	1	114350-45320	RUBBER, SEAL					1			
4	1	114350-45340	COLLAR					1			
5	1	183720-55210	GROMMET					1			
6	1	26476-060142	BOLT M 6X 14,TAPPING	1	1						
7	1	26476-060202	BOLT M 6X 20,TAPPING					1			
8	1	114788-45100-R	CASE, FAN (RED)(50)	1	1						
9	1	114668-45102-R	CASE, FAN (RED)(50)					1			
10	1	114250-45300	RUBBER, CUSHION	4	4			4			
11	1	114250-45310	COLLAR	4	4			4			
12	1	114250-45330		1	1						
13	1	114650-45330	SEAL, FAN CASE					1			
14	1	114370-45350	BOLT, FAN CASE	4	4			4			
15	1	114260-76050		1	1						
16	2	114260-76250		1	1						
17	3	114260-76520	CASE (D) W/NO LABEL	1	1						
18	3	160260-76520	REEL, RECOIL	1	1						
19	3	160260-76530	RATCHET	1	1						
20	3	160260-76540	SPRING, SPIRAL	1	1						
21	3	160260-76550	WASHER, THRUST	1	1						
22	3	160260-76560	SPRING, FRICTION	1	1						
23	3	160290-76570	SPRING, RETURN	1	1						
24	3	160260-76580	COVER, SPRING	1	1						
25	3	160260-76590	PLATE, FRICTION	1	1						
26	3	160260-76600	CIRCLIP(E)	1	1						
28	3	160260-76620	KNOB, STARTER	1	1						
29	3	160260-76630	ROPE, STARTER	1	1						
30	2	114250-76590	PULLEY, STARTER	1	1						
31	1	114660-76050	RECOIL STARTER(D)ASY					1			
32	2	114660-76250						1			
33	3	114650-76520	REEL, RECOIL					1			
34	3	114660-76530	CASE (D) W/NO LABEL					1			
35	3	160910-76530	RATCHET					1			
36	3	114650-76540	SPRING, SPIRAL					1			
37	3	160910-76550	WASHER, THRUST					1			
38	3	160910-76560	SPRING, FRICTION					1			
39	3	160910-76570	SPRING, RETURN					1			
40	3	160910-76580	PLATE, FRICTION					1			
42	3	160910-76620	KNOB, STARTER					1			
43	3	114650-76630	ROPE, RECOIL STARTER					1			
44	3	160910-76650	WASHER (B)					1			
45	3	22217-060000	SPRING WASHER 6					1			
46	3	26717-060002						1			
47	2	114660-76590	PULLEY, STARTER					1			
48	1	26106-060082	BOLT M 6X 8 PLATED	4	4			4			
49	1	26106-060122	BOLT M 6X 12 PLATED	3	3			4			
50	1	114250-76600	PLUNGER	1	1						
51	1	114250-76610	HOLDER, PLUNGER	1	1						

Fig.27. FUEL INJECTION PUMP

(A)=L40AE-DP2ST
(B)=L40AE-DP3ST
(C)=L75AE-DEP4ST

(D)=
(E)=
(F)=

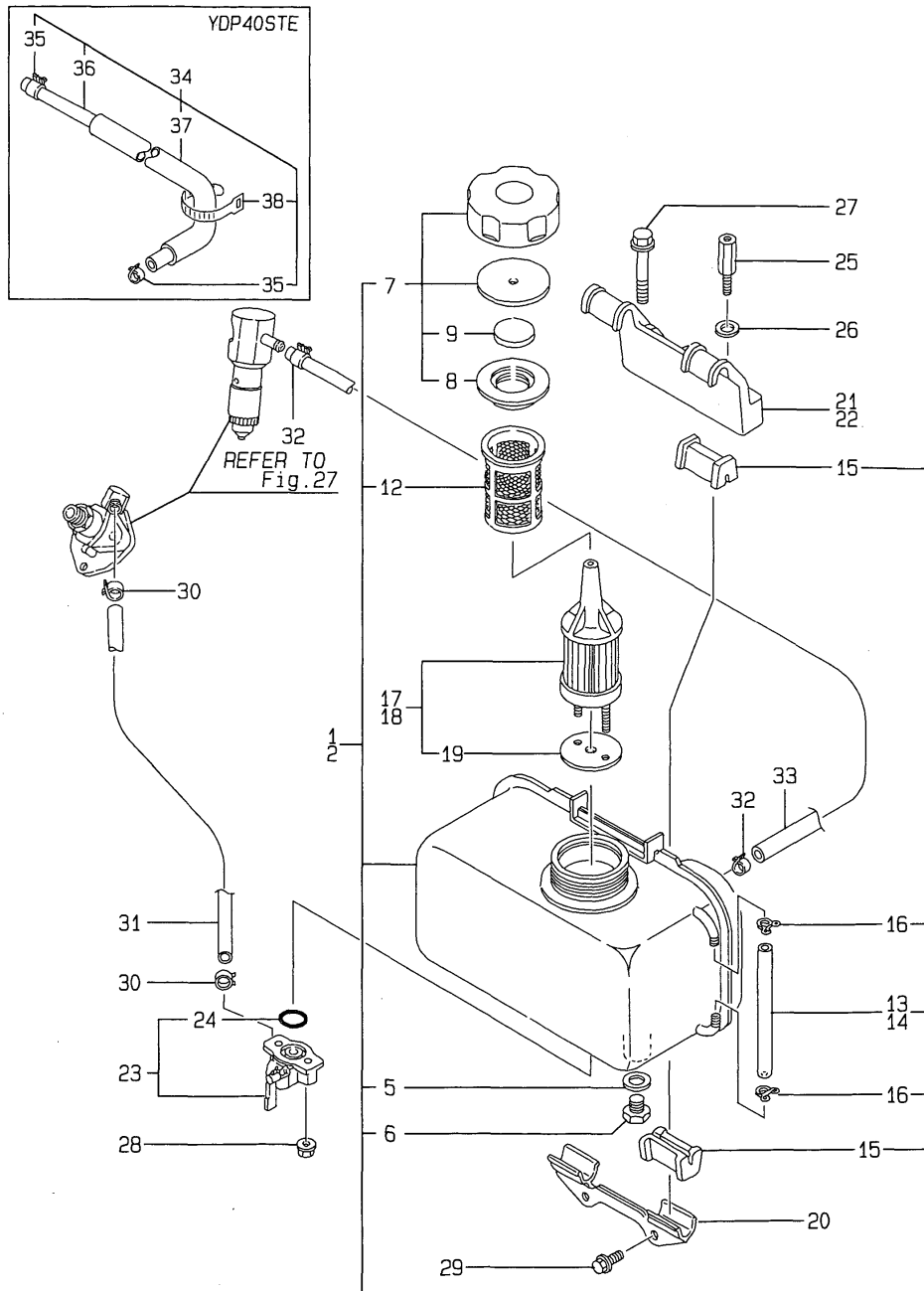
27.FUEL INJECTION PUMP



REF.	LEV.	PARTS NO.	DESCRIPTION	QTY						I	R
				(A)	(B)	(C)	(D)	(E)	(F)		
1	1	714250-51710	PUMP ASSY, F.INJECT.	1	1						
2	1	714650-51700	PUMP ASSY, F.INJECT.					1			
3	2	105546-51020	GASKET	1	1	1					
4	2	114250-51080	PLATE	1	1	1					
5	2	114250-51160	SPRING	1	1	1					
6	2	114250-51200	BODY, F.I. PUMP	1	1						
7	2	114650-51100	BODY, F.I. PUMP						1		
15	2	114250-51300	VALVE ASSY, DELIVERY	1	1						
16	2	114650-51300	VALVE ASSY, DELIVERY							1	
20	2	105546-51330	SPRING, DELIV. VALVE	1	1	1					
21	2	114250-51340	HOLDER, F.I.P.DELIVE	1	1	1					
22	2	124550-51350	GASKET, DELIVERY	2	2	2					
23	2	114250-51600	LEVER ASSY, CONTROL	1	1	1					
24	2	114250-51640	SEAT (A), SPRING	1	1	1					
25	2	114250-51650	SEAT (B), SPRING	1	1	1					
26	2	22351-020006	SPRING PIN 2X 6	2	2	2					
27	2	22351-030008	SPRING PIN 3X 8	1	1	1					
28	2	114250-51150	RING, SNAP	1	1	1					
29	1	714250-53101	VALVE ASSY, F.INJECT	1	1						
30	1	714650-53100	VALVE ASSY, F.INJECT							1	
31	2	114250-53001	NOZZLE ASSY,F.INJECT	1	1						
32	2	114650-53000	NOZZLE ASSY,F.INJECT							1	
36	2	114250-53080	NUT, NOZZLE CASE	1	1	1					
37	2	114250-53120	SPRING, NOZZLE	1	1	1					
38	2	114250-53130	SEAT, NOZZLE SPRING	1	1	1					
39	2	114250-53140	PLATE, STOP	1	1	1					
40	2	114250-53210	PIN	2	2	2					
41	2	114250-53300	HOLDER ASSY, NOZZLE	1	1						
42	2	114650-53300	HOLDER ASSY, NOZZLE							1	
46	3	114250-53331	PIN, SPRING	1	1	1					
47	2	114250-53400	SHIM PACK	1	1	1					
54	1	114250-59800	PIPE, FUEL INJECTION	1	1						
55	1	114650-59800	PIPE, FUEL INJECTION							1	
62	1	114650-59850	BRACKET, PIPE							1	

Fig.28. FUEL TANK & FUEL LINE

28.FUEL TANK & FUEL LINE



(A)=L40AE-DP2ST
(B)=L40AE-DP3ST
(C)=L75AE-DEP4ST

(D)=
(E)=
(F)=

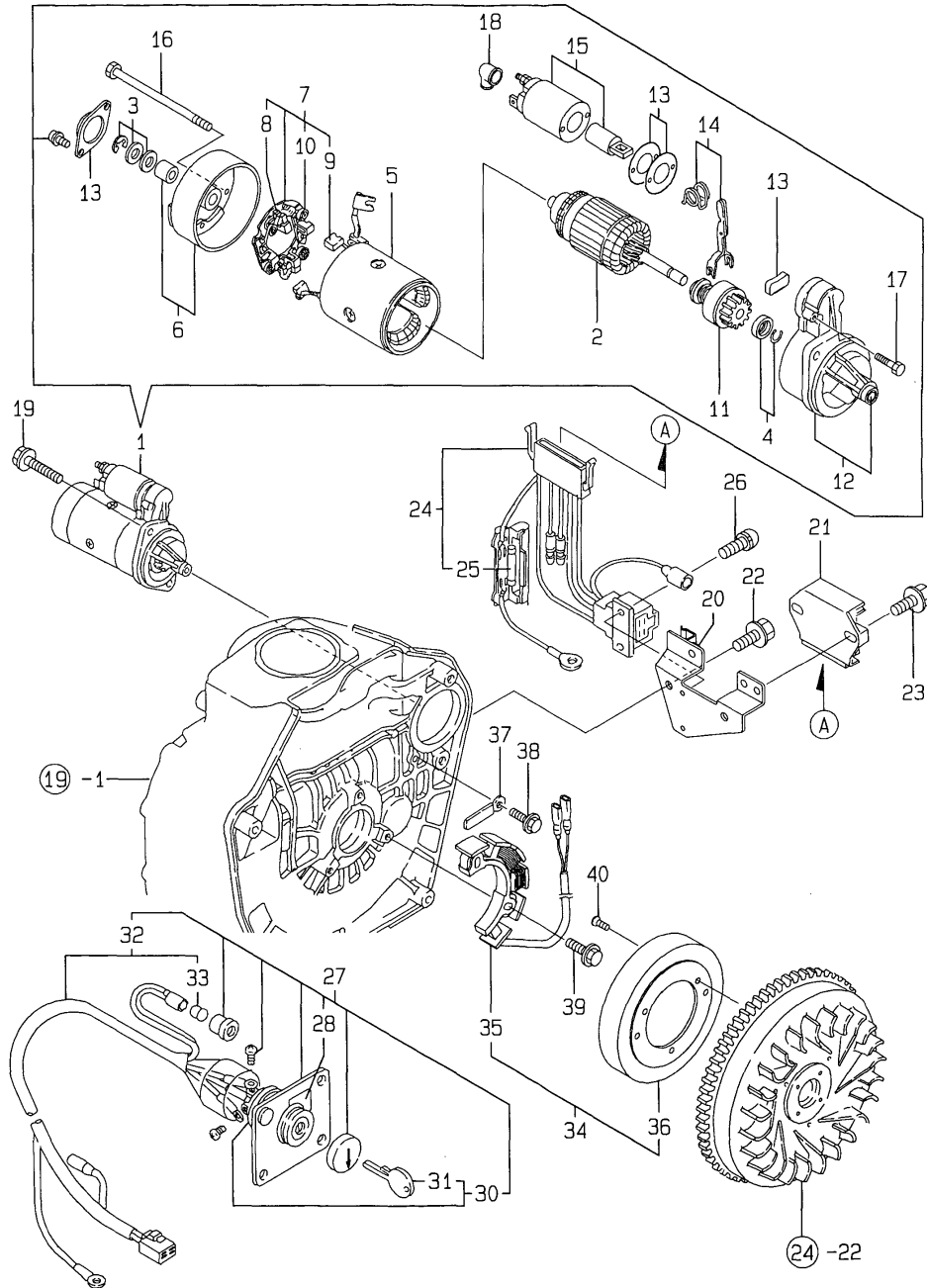
REF.	LEV.	PARTS NO.	DESCRIPTION	QTY						I	R
				(A)	(B)	(C)	(D)	(E)	(F)		
1	1	714250-55711-R	TANK ASSY, FUEL (50)	1	1						
2	1	714569-55701-R	TANK ASSY, FUEL (50)					1			
5	2	23414-120000	GASKET 12, ROUND	1	1	1					
6	2	23887-120002	PLUG 12,HEX.	1	1	1					
7	2	114250-55041	CAP ASSY, TANK	1	1	1					
8	3	114250-55050	GASKET, TANK CAP	1	1	1					
9	3	114250-55060	SEAL	1	1	1					
12	2	114250-55100	FILTER, FUEL	1	1	1					
13	2	114250-55150	PIPE, GAUGE	1	1						
14	2	114650-55150	PIPE, GAUGE						1		
15	2	114250-55201	DAMPER, FUEL TANK	4	4	4					
16	2	124722-59050	CLAMP 9	2	2	2					
17	1	114250-55120	FILTER, FUEL OIL	1	1						
18	1	114650-55120	FILTER, FUEL OIL						1		
19	2	114250-55130	GASKET	1	1						
20	1	114250-55211	STAY (A)	1	1	1					
21	1	114250-55231	STAY (B)	1	1						
22	1	114650-55230	STAY (B)						1		
23	1	114250-55300	COCK ASSY, FUEL	1	1	1					
24	2	24341-000150	O-RING 1A S-15.0	1	1	1					
25	1	114650-55810	BOLT, LIFTING	1	1	1					
26	1	22117-080000	WASHER 8	1	1	1					
27	1	26106-080452	BOLT M 8X 45 PLATED	1	1	1					
28	1	26366-060002	NUT M 6	2	2	2					
29	1	26476-060142	BOLT M 6X 14,TAPPING	2	2	2					
30	1	106990-44660	BAND, HOSE	2	2	2					
31	1	114250-59050	PIPE, FUEL OIL	1	1	1					
32	1	124722-59050	CLAMP 9	2	2						
33	1	114250-59060	PIPE, FUEL RETURN			1	1				
34	1	114652-59300	PIPE, FUEL RETURN						1		
35	2	124722-59050	CLAMP 9						2		
36	2	114250-59060	PIPE, FUEL RETURN						1		
37	2	114652-59310	TUBE, PROTECT						1		
38	2	121750-59890	RETAINER						1		

Fig.29. STARTING MOTOR DYNAMO

(A)=L40AE-DP2ST
(B)=L40AE-DP3ST
(C)=L75AE-DEP4ST

(D)=
(E)=
(F)=

29.STARTING MOTOR & DYNAMO



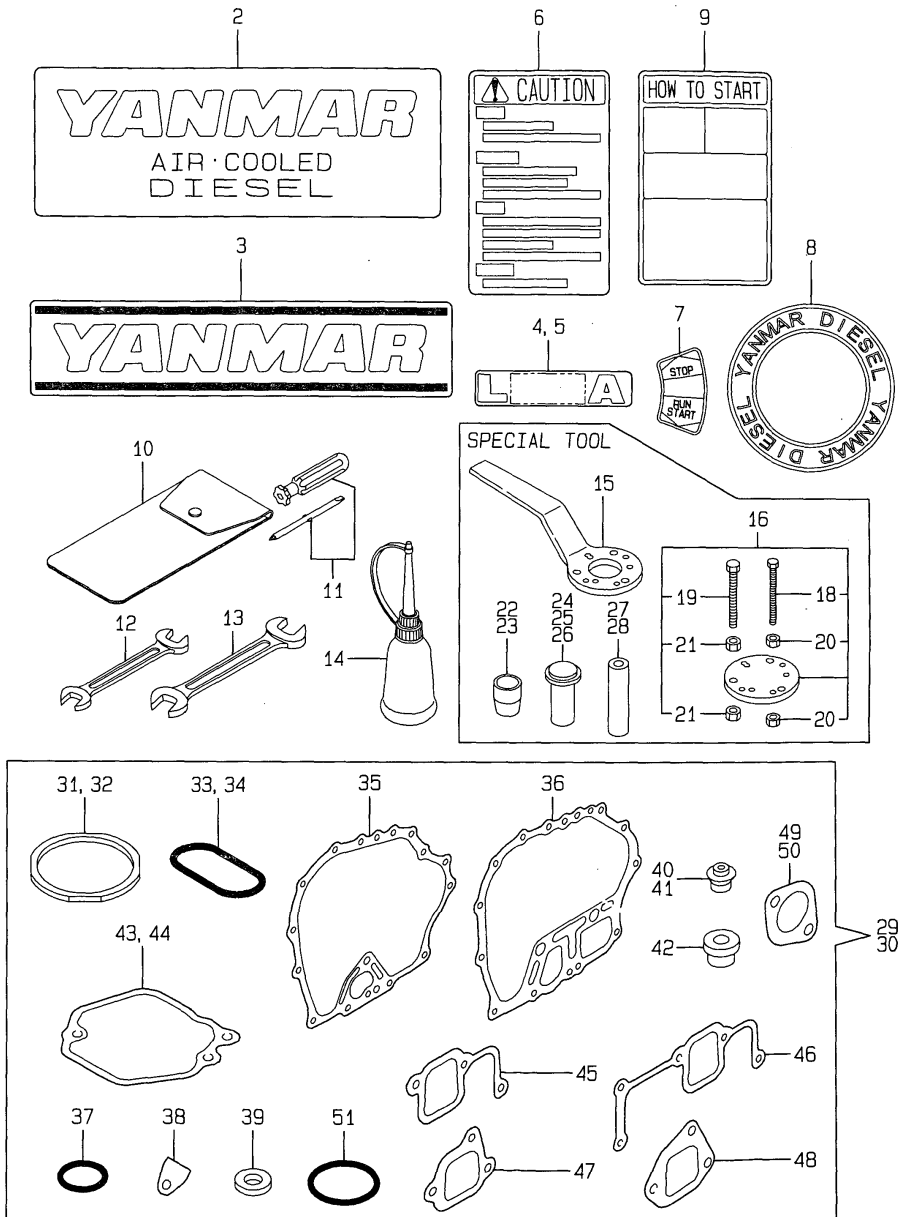
REF.	LEV.	PARTS NO.	DESCRIPTION	QTY						I	R
				(A)	(B)	(C)	(D)	(E)	(F)		
1	1	114362-77011	STARTER (S114-414A)			1					
2	2	114381-77110	ARMATURE			1					
3	2	X2114811000	WASHER KIT, THRUST			1					
4	2	X2114715500	STOPPER SET, PINION			1					
5	2	114381-77130	COIL ASSY, FIELD			1					
6	2	114381-77140	COVER, REAR			1					
7	2	114371-77160	HOLDER ASSY, BRUSH			1					
8	3	114371-79040	BRUSH (-)			2					
9	3	114371-79050	BRUSH (+)			1					
10	3	114371-79060	SPRING, BRUSH			4					
11	2	X2114455080	PINION ASSY			1					
12	2	114381-77150	HOUSING ASSY, GEAR			1					
13	2	114371-77170	COVER KIT, DUST			1					
14	2	X2114560130	LEVER KIT, SHIFT			1					
15	2	X2114275010	SWITCH ASSY, MAGNET			1					
16	2	X2114680050	BOLT, THROUGH			2					
17	2	114371-79070	BOLT M 6X 37			2					
18	2	X2114274200	COVER, TERMINAL			1					
19	1	26106-100302	BOLT M10X 30 PLATED			2					
20	1	114385-77400	BRACKET			1					
21	1	119660-77710	CURRENT LIMITER(15A)			1					
22	1	26106-060122	BOLT M 6X 12 PLATED			2					
23	1	26106-060202	BOLT M 6X 20 PLATED			2					
24	1	114351-77540	HARNES, WIRE			1					
25	2	29411-150000	FUSE (15A),CARTRIDGE			2					
26	1	26023-040102	SCREW M 4X 10			2					
27	1	114351-77500	PANEL ASSY,KEYSWITCH			1					
28	2	105198-07120	LABEL, STARTER			1					
30	2	106100-77620	SWITCH, KEY			1					
31	3	106100-77630	KEY, STARTER			1					
32	2	114351-77700	HARNES, WIRE			1					
33	3	29220-083200				1					
34	1	114351-78261	DYNAMO ASSY			1					
35	2	114351-78771	STATOR ASSY,(132.1MM			1					
36	2	114351-78781	WHEEL (STATOR132.1MM			1					
37	1	160710-78710	CLAMP, WIRE			1					
38	1	26476-060142	BOLT M 6X 14,TAPPING			1					
39	1	26476-060202	BOLT M 6X 20,TAPPING			3					
40	1	26577-060142	SCREW M 6X 14			3					

Fig.30. TOOL,LABEL & GASKET SET

(A)=L40AE-DP2ST
(B)=L40AE-DP3ST
(C)=L75AE-DEP4ST

(D)=
(E)=
(F)=

30. TOOL, LABEL & GASKET SET

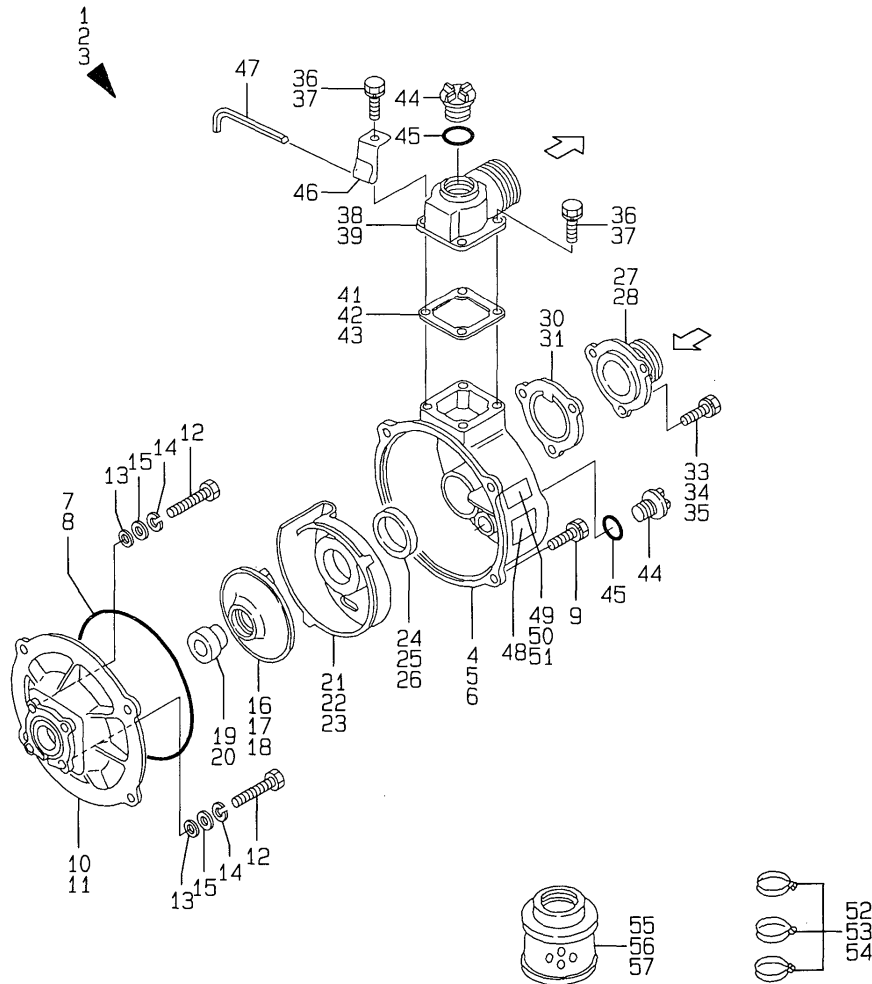
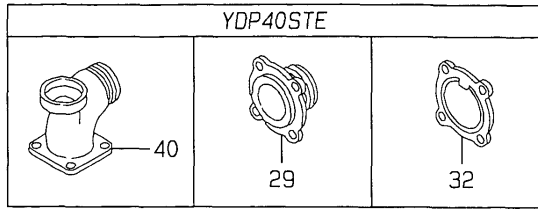


REF.	LEV.	PARTS NO.	DESCRIPTION	QTY						I	R
				(A)	(B)	(C)	(D)	(E)	(F)		
2	1	114250-07090	LABEL, AIR COOLED	1	1	1					
3	1	183250-07110	LABEL, YANMAR	1	1	1					
4	1	114270-07050	LABEL, (L40A)	1	1						
5	1	114570-07050	LABEL, (L75A)				1				
6	1	114268-07240	LABEL, CAUTION	1	1	1					
7	1	183250-07230	LABEL, OPERATION	1	1	1					
8	1	114250-07350	LABEL, YANMAR DIESEL	1	1	1					
9	1	114268-07350	LABEL, HOW TO START	1	1	1					
10	1	114250-92600	BAG, TOOL	1	1	1					
11	1	160330-92730	SCREWDRIVER	1	1	1					
12	1	28110-100120	WRENCH 10X12	1	1	1					
13	1	28110-140170	WRENCH 14X17	1	1	1					
14	1	28210-000150	FEEDER, OIL	1	1	1					
15	1	114250-92101	F.W. LOCKING HANDLE	1	1	1					1
16	1	114250-92130	REMOVER, FLYWHEEL	1	1	1					1
18	2	26116-060454	BOLT M 6X 45 PLATED	4	4	4					1
19	2	26116-080454	BOLT M 8X 45 PLATED	3	3	3					1
20	2	26716-060002	NUT M 6	8	8	8					1
21	2	26716-080002	NUT M 8	6	6	6					1
22	1	114268-92300	GUIDE, OIL SEAL	1	1						1
23	1	114668-92300	GUIDE, OIL SEAL			1					1
24	1	114250-92311	INSTALLING TOOL	1	1						1
25	1	114350-92311	INSTALLING TOOL	1	1						1
26	1	114650-92310	INSTALLING TOOL			1					1
27	1	114250-92350	INSTALLING TOOL	1	1						1
28	1	114650-92350	INSTALLING TOOL			1					1
29	1	714286-92600	GASKET SET	1	1						1
30	1	714586-92600	GASKET SET			1					1
31	2	114250-01340	GASKET, CYL. HEAD	1	1						
32	2	114550-01340	GASKET, CYL. HEAD			1					
33	2	114250-01380	O-RING	1	1						
34	2	114650-01380	O-RING			1					
35	2	114250-01412	GASKET, CRANK CASE	1	1						
36	2	114650-01412	GASKET, CRANK CASE			1					
37	2	24311-000180	O-RING 1A P-18.0	2	2	2					
38	2	114250-01840	GASKET	1	1	1					
39	2	22190-160002	SEAL WASHER 16S	2	2	2					
40	2	114250-11340	SEAL, VALVE STEM	2	2						
41	2	114650-11340	SEAL, VALVE STEM			2					
42	2	114250-11460	GASKET, NOZZLE	1	1	1					
43	2	114250-11310	GASKET, BONNET	1	1						
44	2	114650-11310	GASKET, BONNET			1					
45	2	114250-12200	GASKET, AIR INTAKE	1	1						
46	2	114650-12300	GASKET, AIR INTAKE			1					
47	2	114250-12210	GASKET, AIR CLEANER	1	1						
48	2	114650-12210	GASKET, AIR CLEANER			1					
49	2	114250-13200	GASKET, MUFFLER	1	1						
50	2	114650-13200	GASKET, MUFFLER			1					
51	2	103338-32570	O-RING	1	1	1					

Remarks
(1) OPTIONAL PARTS.

Fig.31. WATER PUMP(SEMI-TRASH)

31.WATER PUMP (SEMI-TRASH)



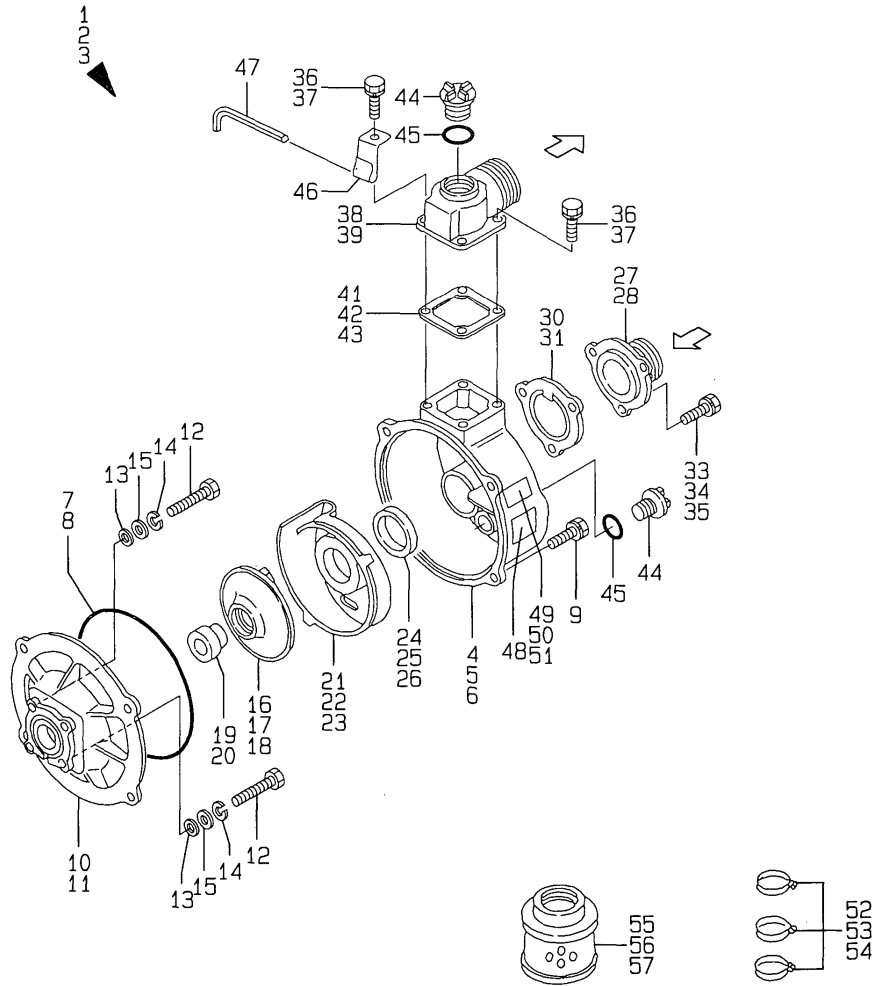
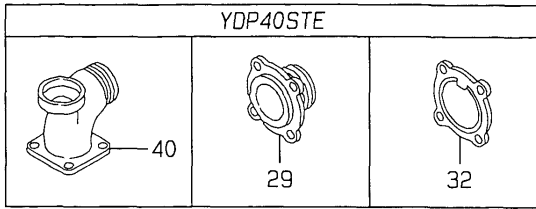
(A)=20STE
(B)=30STE
(C)=40STE

(D)=
(E)=
(F)=

REF.	LEV.	PARTS NO.	DESCRIPTION	QTY						I	R
				(A)	(B)	(C)	(D)	(E)	(F)		
1	1	183277-48510	PUMP ASSY. NPT-S.TRA	1							
2	1	183277-48610	PUMP ASSY. NPT-S.TRA		1						
3	1	183577-48510	PUMP ASSY. NPT-S.TRA			1					
4	2	183329-48050	CASING	1							
5	2	X801001	CASING		1						
6	2	X1001001	CASING			1					
7	2	183178-48060	GASKET	1	1						
8	2	X1001002	GASKET			1					
9	2	183329-48560	BOLT W/SW	4	4	4					
10	2	183329-48070	COVER, CASING	1	1						
11	2	X1001004	CASING COVER			1					
12	2	160664-95530	BOLT M 8X 50	4	4	4					
13	2	183178-48080	GASKET, SEAL	4	4	4					
14	2	22217-080000	SPRING WASHER 8	4	4	4					
15	2	22117-080000	WASHER 8	4	4	4					
16	2	183329-48110	IMPELLER	1							
17	2	183429-48110	IMPELLER		1						
18	2	X1071009	IMPELLER			1					
19	2	183277-48120	SEAL, MECHANICAL	1	1						
20	2	183577-48120	SEAL, MECHANICAL			1					
21	2	183329-48130	CASING, INNER	1							
22	2	183429-48130	CASING, INNER		1						
23	2	X1071011	CASING, INNER			1					
24	2	183178-48140	GASKET	1							
25	2	183278-48140	GASKET		1						
26	2	X1001012	GASKET			1					
27	2	183329-48150	VALVE CASE (NPT)	1							
28	2	X801013A	VALVE CASE (NPT)		1						
29	2	X1001013A	VALVE CASE (NPT)			1					
30	2	183178-48160	CHECK VALVE	1							
31	2	183278-48160	CHECK VALVE		1						
32	2	X1001015	CHECK VALVE			1					
33	2	26013-080252	BOLT M 8X 25	3							
34	2	X801014	BOLT M 8X25		3						
35	2	26013-100302	BOLT M10X 30			4					
36	2	26013-080252	BOLT M 8X 25	5	5						
37	2	26013-100302	BOLT M10X 30			5					
38	2	X501019A	BEND, NPT DISCHARGE	1							
39	2	X801019A	BEND, NPT DISCHARGE		1						
40	2	X1001019A	BEND, NPT DISCHARGE			1					
41	2	183178-48260	GASKET	1							
42	2	183278-48260	GASKET		1						
43	2	X1001020	GASKET			1					
44	2	183178-48270	PLUG	2	2	2					
45	2	183178-48280	GASKET	2	2	2					
46	2	183329-92820	HOOK	1	1	1					
47	2	183329-92810	WRENCH, SOCKET	1	1	1					
48	2	X502026	CAUTION PLATE	1	1	1					
49	2	X579027D	CAPACITY PLATE	1							
50	2	X879027D	CAPACITY PLATE		1						
51	2	X1079027D	CAPACITY PLATE			1					

Fig.31. WATER PUMP(SEMI-TRASH)

31.WATER PUMP (SEMI-TRASH)



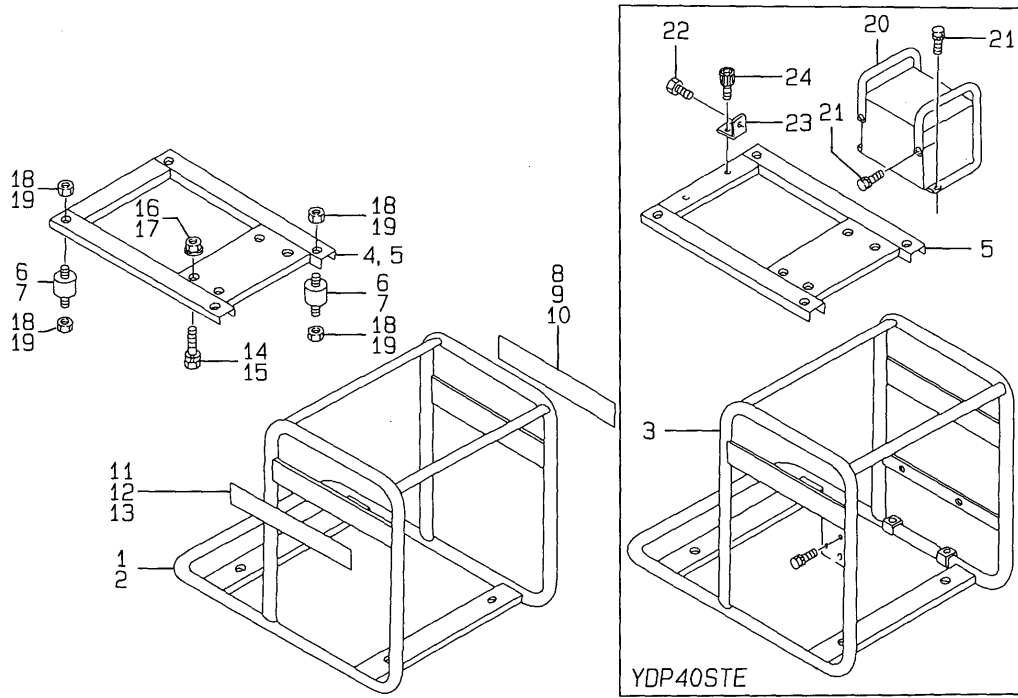
(A)=20STE
(B)=30STE
(C)=40STE

(D)=
(E)=
(F)=

REF.	LEV.	PARTS NO.	DESCRIPTION	Q'TY						I	R
				(A)	(B)	(C)	(D)	(E)	(F)		
52	1	183178-48350	CLAMP	3							
53	1	183278-48350	CLAMP		3						
54	1	183577-48350	CLAMP			3					
55	1	183329-48360	STRAINER (NPT)	1							
56	1	183429-48360	STRAINER (NPT)		1						
57	1	X1079029A	STRAINER (NPT)			1					

Fig.32. FLAME (SEMI-TRASH)

32.FRAME (SEMI-TRASH)

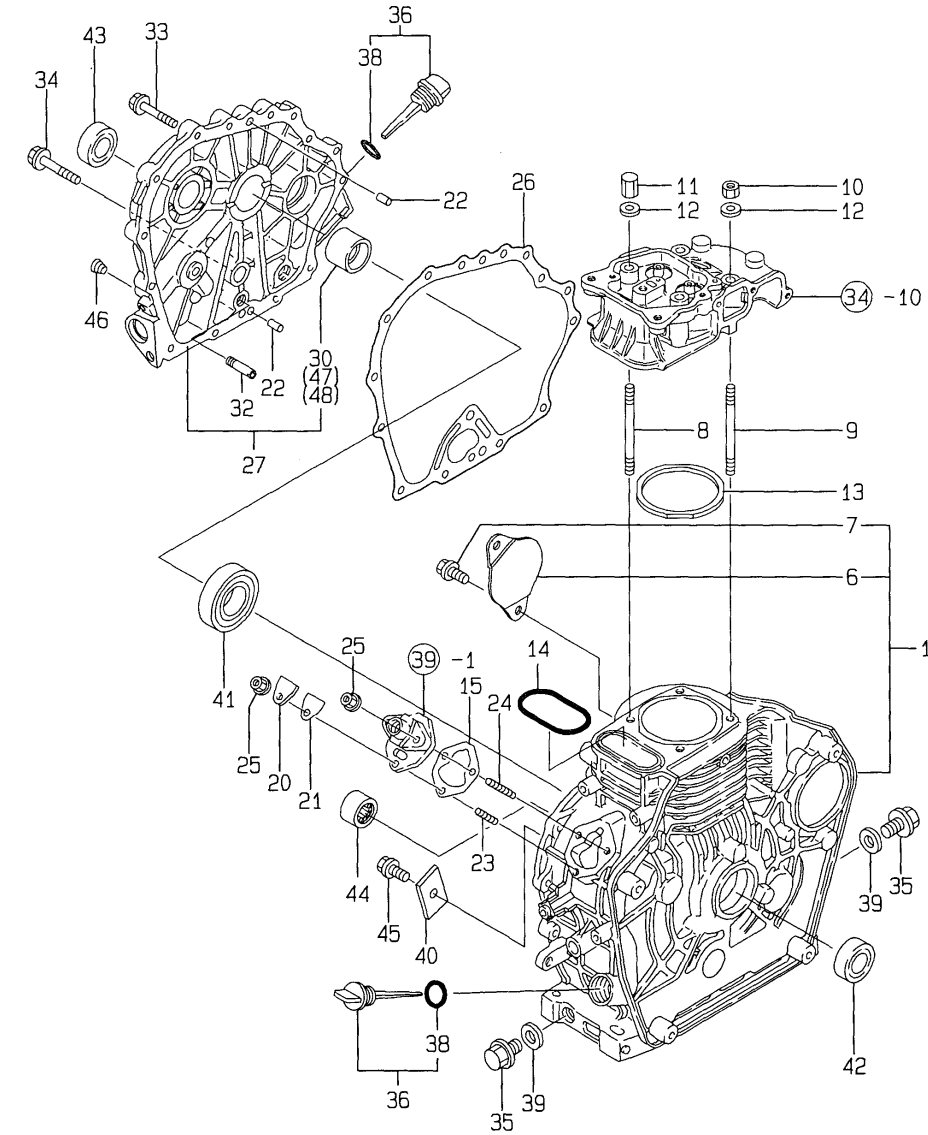


(A)=20STE
(B)=30STE
(C)=40STE

(D)=
(E)=
(F)=

REF.	LEV.	PARTS NO.	DESCRIPTION	QTY						I	R
				(A)	(B)	(C)	(D)	(E)	(F)		
1	1	X579030D	FRAME, PIPE	1							
2	1	X879030D	FRAME, PIPE		1						
3	1	X1079035D	FRAME			1					
4	1	X579033	BASE	1							
5	1	X1079031	BASE		1	1					
6	1	X579034	RUBBER, ANTI VIBRAT.	4	4						
7	1	X1079032	RUBBER, ANTI VIBRAT.				4				
8	1	183277-07210	LABEL, (L) YDP20STE	1							
9	1	183277-07230	LABEL, (L) YDP30STE		1						
10	1	183577-07210	LABEL, (L) YDP40ST				1				
11	1	183277-07220	LABEL, (R) YDP20STE	1							
12	1	183277-07240	LABEL, (R) YDP30STE		1						
13	1	183577-07220	LABEL, (R) YDP40STE				1				
14	1	26013-080402	BOLT M 8X 40	4	4						
15	1	26013-100552	BOLT M10X 55				4				
16	1	26366-080002	NUT M 8	4	4						
17	1	26366-100002	NUT M10				4				
18	1	160664-95780	NUT M8	8	8						
19	1	X1079033	NUT M10				8				
20	1	183577-48370	BOX, BATTERY				1				
21	1	26013-060162	BOLT M 6X 16				4				
22	1	X1001014	BOLT M10X 20				2				
23	1	X1079034	RETAINER				2				
24	1	X1079014	BOLT M10X 20				2				

Fig.33. CYLINDER BLOCK



(A)=L40AE-DP2D
(B)=L40AE-DP3D
(C)=

(D)=
(E)=
(F)=

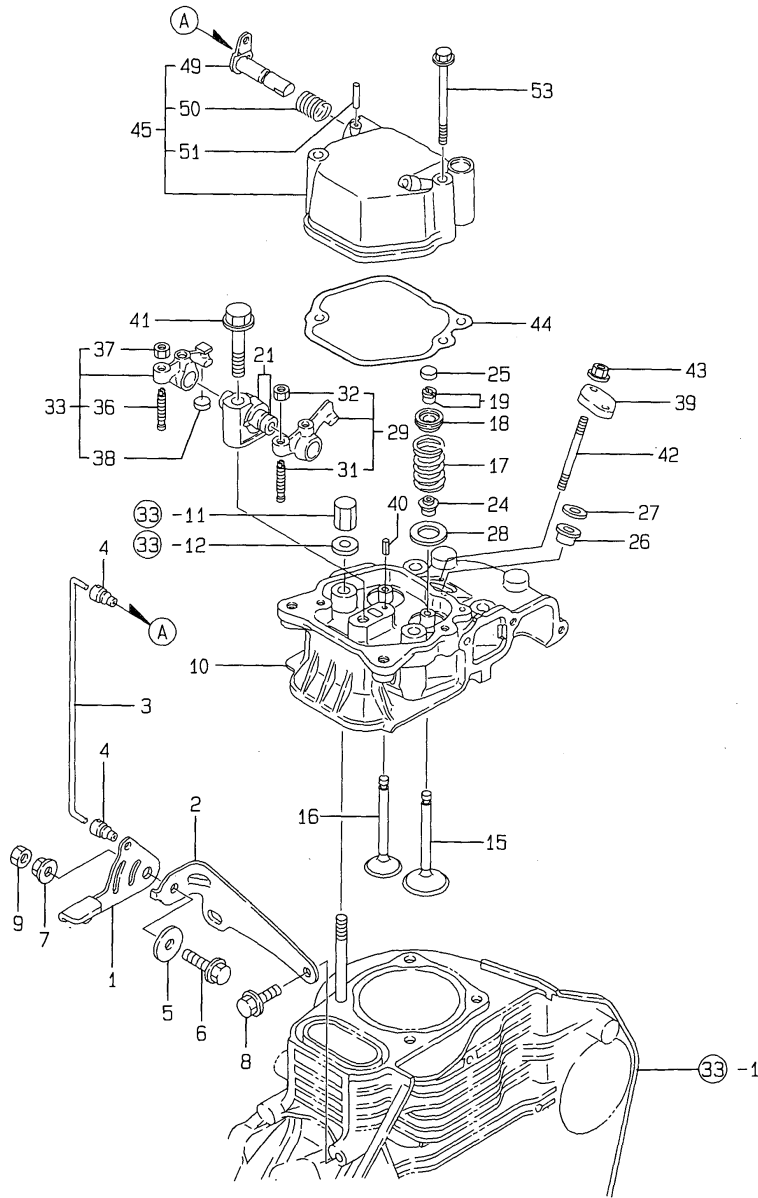
REF.	LEV.	PARTS NO.	DESCRIPTION	QTY						I	R
				(A)	(B)	(C)	(D)	(E)	(F)		
1	1	714270-01560	BLOCK ASSY, CYLINDER	1	1						
6	2	114350-01700	COVER, STARTER	1	1						
7	2	26106-100122	BOLT M10X 12 PLATED	2	2						
8	1	114250-01200	STUD, CYL. HEAD	2	2						
9	1	114250-01210	STUD, CYL. HEAD	2	2						
10	1	114250-01220	NUT 8	2	2						
11	1	114250-01250	NUT 8	2	2						
12	1	124950-01250	WASHER	4	4						
13	1	114250-01340	GASKET, CYL. HEAD	1	1						G
14	1	114250-01380	O-RING	1	1						G
15	1	114250-01800	SHIM SET	1	1						
20	1	114250-01830	COVER, INSPEC.WINDOW	1	1						
21	1	114250-01840	GASKET	1	1						G
22	1	114270-01600	PARALLEL PIN 8X12	2	2						
23	1	26226-060182	STUD M 6X 18 PLATED	1	1						
24	1	26226-060222	STUD M 6X 22 PLATED	2	2						
25	1	26366-060002	NUT M 6	3	3						
26	1	114250-01412	GASKET, CRANK CASE	1	1						G
27	1	114260-01454	COVER (D),CRANK CASE	1	1						
30	2	114250-02100	BEARING, MAIN	1	1						1
32	1	114250-35150	PIPE, L.O. INLET	1	1						
33	1	26106-060252	BOLT M 6X 25 PLATED	14	14						
34	1	26106-080352	BOLT M 8X 35 PLATED	1	1						
35	1	105425-01690	PLUG M16	2	2						
36	1	160710-01760	CAP, W/LUB.OIL GAUGE	2	2						
38	2	24311-000180	O-RING 1A P-18.0	2	2						G
39	1	22190-160002	SEAL WASHER 16S	2	2						G
40	1	114250-02030	RETAINER, BEARING	1	1						
41	1	114250-02113	BALL BEARING	1	1						
42	1	160110-02220	SEAL, OIL	1	1						
43	1	160210-02220	SEAL, OIL	1	1						
44	1	24162-152112	NEEDLE BEARING	1	1						
45	1	26106-080122	BOLT M 8X 12 PLATED	1	1						
46	1	23871-010000	PLUG PT1/8,SCREW	1	1						
47	1	114250-02200	MAIN BEARING US=0.25	1	1						2
48	1	114250-02210	MAIN BEARING US=0.50	1	1						2

Remarks

- (1) REPAIR PART.
- (2) UNDER-SIZED PART.
- (G) THESE PARTS ARE SOLD BY FIG.41, REF.NO.30.

Fig.34. CYLINDER HEAD & BONNET

34. CYLINDER HEAD & BONNET



(A)=L40AE-DP2D
(B)=L40AE-DP3D
(C)=

(D)=
(E)=
(F)=

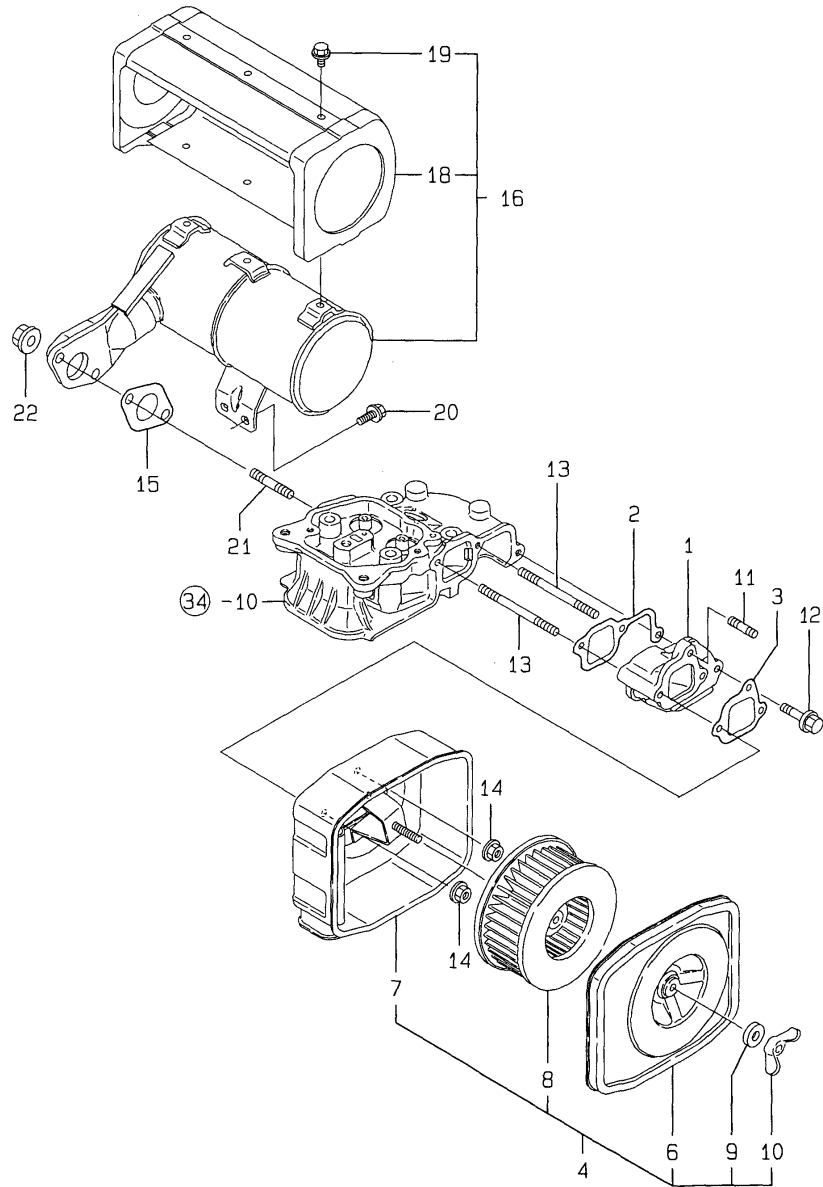
REF.	LEV.	PARTS NO.	DESCRIPTION	QTY						I	R
				(A)	(B)	(C)	(D)	(E)	(F)		
1	1	183250-03410	LEVER, DECOMPRESSION	1	1						
2	1	183250-03450	BRACKET	1	1						
3	1	183250-03510	LINK	1	1						
4	1	183250-03550	JOINT	2	2						
5	1	160670-66350	COLLAR	1	1						
6	1	26106-060202	BOLT M 6X 20 PLATED	1	1						
7	1	26366-060002	NUT M 6	1	1						
8	1	26476-060142	BOLT M 6X 14, TAPPING	2	2						
9	1	26756-060002	LOCK NUT M 6 PLATED	1	1						
10	1	114250-11020	HEAD ASSY, CYLINDER	1	1						
15	1	114250-11101	VALVE, SUCTION	1	1						
16	1	114250-11113	VALVE, EXHAUST	1	1						
17	1	114250-11120	SPRING, VALVE	2	2						
18	1	114250-11180	RETAINER, SPRING	2	2						
19	1	714250-11570	COTTER ASSY	2	2						
21	1	114250-11290	SUPPORT, ROCKER ARM	1	1						
24	1	114250-11340	SEAL, VALVE STEM	2	2						G
25	1	119260-11370	CAP, VALVE	1	1						
26	1	114250-11460	GASKET, NOZZLE	1	1						G
27	1	114350-11470	SPACER, NOZZLE	1	1						
28	1	114250-11600	WASHER	2	2						
29	1	114250-11651	ARM ASSY, INTAKE	1	1						
31	2	114250-11240	SCREW, VALVE ADJUST.	1	1						
32	2	26756-060002	LOCK NUT M 6 PLATED	1	1						
33	1	714270-11660	ARM ASSY, EXHAUST	1	1						
36	2	114250-11240	SCREW, VALVE ADJUST.	1	1						
37	2	26756-060002	LOCK NUT M 6 PLATED	1	1						
38	2	119260-11370	CAP, VALVE	1	1						
39	1	114250-11900	RETAINER, NOZZLE	1	1						
40	1	22351-040008	SPRING PIN 4X 8	1	1						
41	1	26106-080452	BOLT M 8X 45 PLATED	1	1						
42	1	26226-060502	STUD M 6X 50	2	2						
43	1	26366-060002	NUT M 6	2	2						
44	1	114250-11310	GASKET, BONNET	1	1						G
45	1	183250-11951	BONNET ASSY, HEAD	1	1						
49	2	183250-03601	SHAFT, DECOMPRESSION	1	1						
50	2	114250-03640	SPRING	1	1						
51	2	22312-030160	PARALLEL PIN 3X16	1	1						
53	1	26106-060552	BOLT M 6X 55 PLATED	2	2						

Remarks

(G) THESE PARTS ARE SOLD BY FIG.41,
REF.NO.30.

Fig.35. AIR CLEANER & MUFFLER

35.AIR CLEANER & MUFFLER



(A)=L40AE-DP2D
(B)=L40AE-DP3D
(C)=

(D)=
(E)=
(F)=

REF.	LEV.	PARTS NO.	DESCRIPTION	Q'TY						I	R
				(A)	(B)	(C)	(D)	(E)	(F)		
1	1	114250-12010	PIPE, AIR INTAKE	1	1						
2	1	114250-12200	GASKET, AIR INTAKE	1	1						G
3	1	114250-12210	GASKET, AIR CLEANER	1	1						G
4	1	714250-12560	CLEANER ASSY, AIR	1	1						
6	2	114250-12520	COVER, AIR CLEANER	1	1						
7	2	114250-12530	CASE, AIR CLEANER	1	1						
8	2	114250-12580	ELEMENT, WET AIR	1	1						
9	2	114250-12560	WASHER M 6, SEAL	1	1						
10	2	114250-12550	WING-NUT, M 6	1	1						
11	1	26226-060142	STUD M 6X 14 PLATED	1	1						
12	1	26106-060252	BOLT M 6X 25 PLATED	1	1						
13	1	26226-060552	STUD M6X 55 PLATED	2	2						
14	1	26366-060002	NUT M 6	3	3						
15	1	114250-13200	GASKET, MUFFLER	1	1						G
16	1	114250-13521	MUFFLER W/COVER	1	1						
18	2	114250-13701	COVER, MUFFLER	1	1						
19	2	26106-060082	BOLT M 6X 8 PLATED	6	6						
20	1	26106-060122	BOLT M 6X 12 PLATED	2	2						
21	1	26216-080182	STUD M 8X 18 PLATED	2	2						
22	1	26366-080002	NUT M 8	2	2						

Remarks

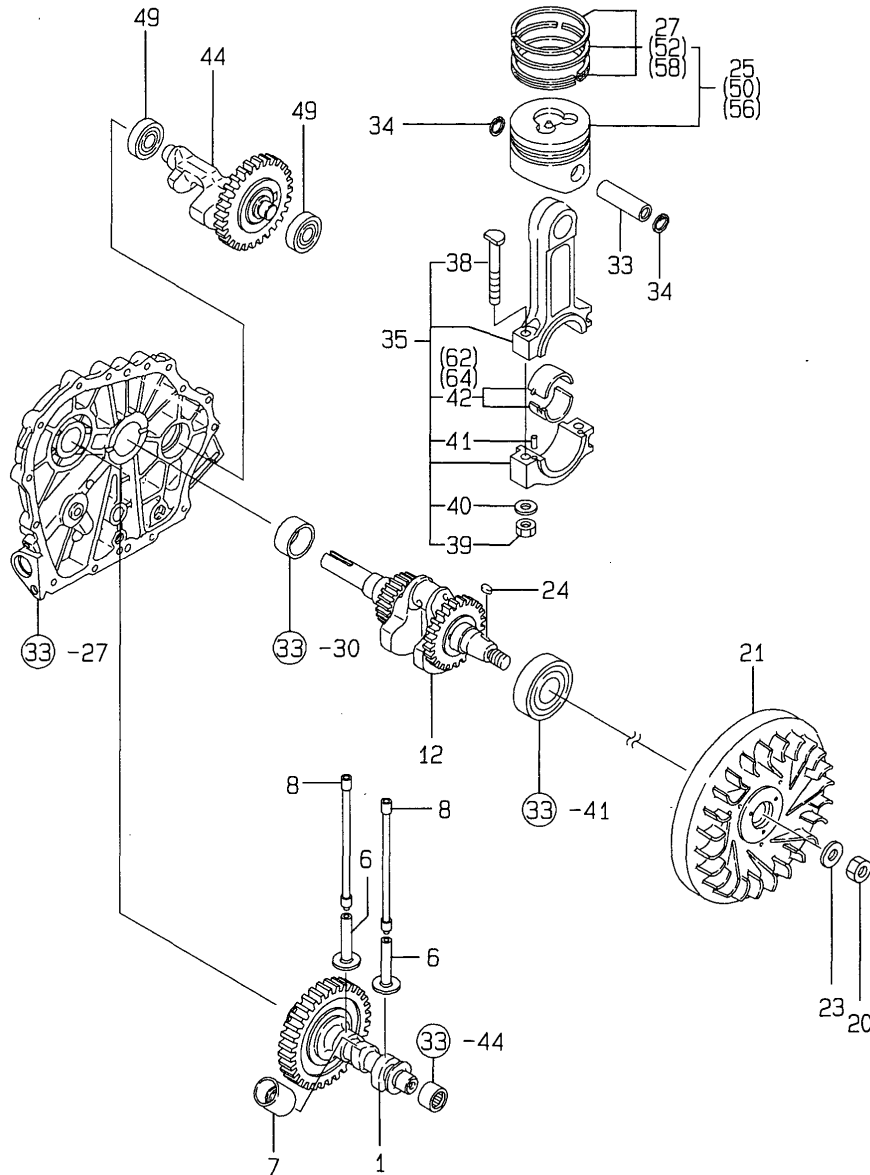
(G) THESE PARTS ARE SOLD BY FIG.41,
REF.NO.30.

Fig.36. CRANKSHAFT,PISTON & CAMSHAFT

(A)=L40AE-DP2D
(B)=L40AE-DP3D
(C)=

(D)=
(E)=
(F)=

36. CRANKSHAFT, PISTON & CAMSHAFT



REF.	LEV.	PARTS NO.	DESCRIPTION	QTY						I	R
				(A)	(B)	(C)	(D)	(E)	(F)		
1	1	714780-14580	CAMSHAFT (D) ASSY	1	1						
6	1	114250-14200	TAPPET	2	2						
7	1	114250-14260	TAPPET, FUEL	1	1						
8	1	114250-14450	ROD, PUSH	2	2						
12	1	714288-21700	CRANKSHAFT ASY.(D/DE	1	1						
20	1	103854-01221	NUT M16	1	1						
21	1	114780-21400	FLYWHEEL (D)	1	1						
23	1	114250-21550	WASHER, FLYWHEEL	1	1						
24	1	22512-040120	KEY 4X 12	1	1						
25	1	714280-22720	PISTON W/RINGS	1	1						
27	2	714250-22502	RING SET, PISTON	1	1						
33	1	114250-22302	PIN, PISTON D=19	1	1						
34	1	22252-000190	CIRCLIP 19	2	2						
35	1	714250-23703	ROD ASSY, CONNECTING	1	1						
38	2	114250-23200	BOLT, ROD	2	2						
39	2	114250-23220	NUT, ROD BOLT	2	2						
40	2	114250-23250	WASHER	2	2						
41	2	22312-030080	PARALLEL PIN 3X 8	2	2						
42	2	714250-23600	BEARING, CRANKPIN	1	1						
44	1	714770-28510	SHAFT ASSY, BALANCER	1	1						
49	1	24101-062024	BALL BEARING	2	2						
50	1	714280-22620	PISTON W/RING OS=.25	1	1						1
52	2	714250-22542	RING SET O.S=0.25	1	1						1
56	1	714280-22580	PISTON W/RING OS=0.5	1	1						1
58	2	714250-22550	RING SET O.S=0.50	1	1						1
62	1	714250-23610	BEARING,PIN(U.S=0.25	1	1						2
64	1	714250-23620	BEARING,PIN(U.S=0.50	1	1						2

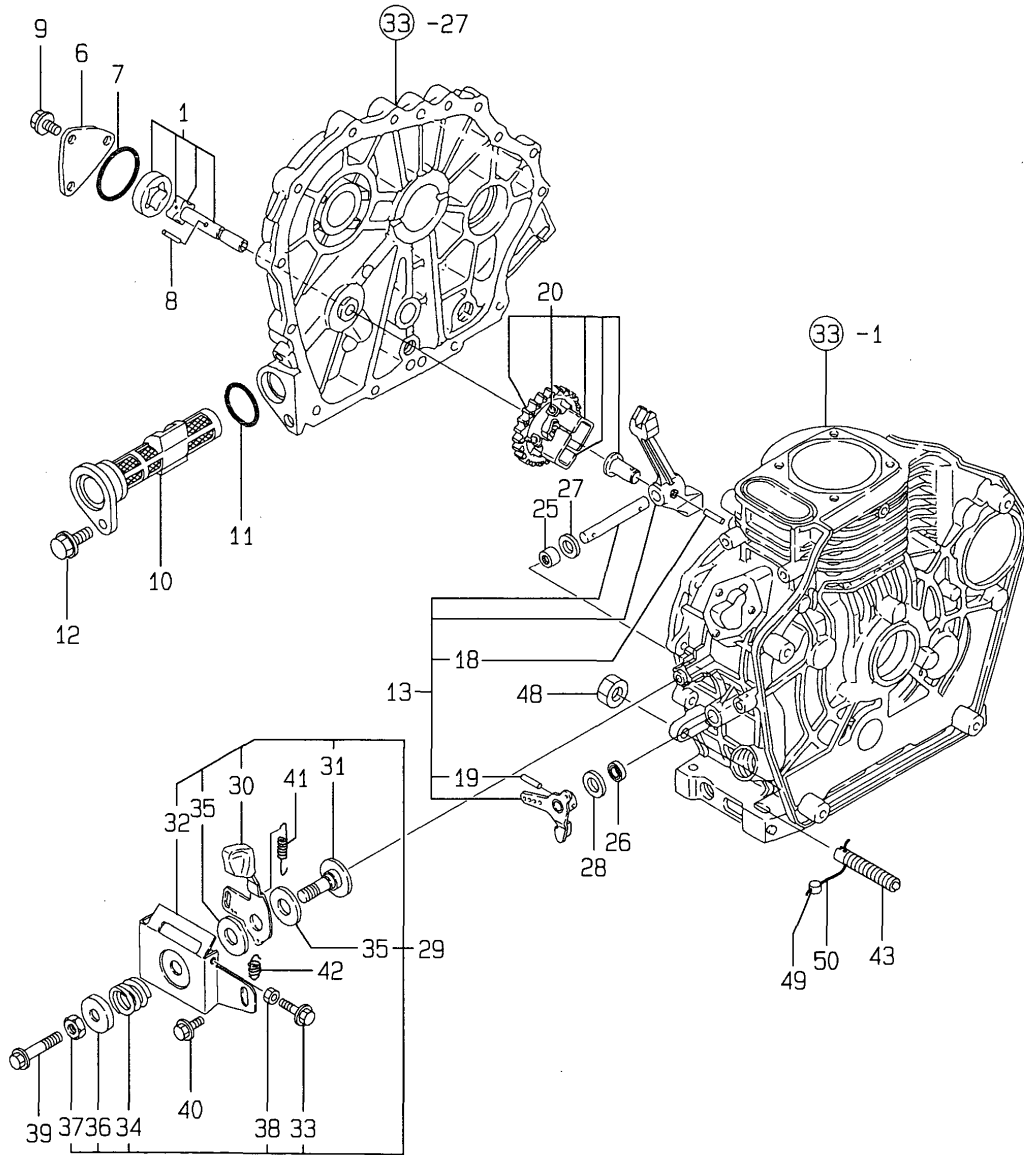
Remarks

- (1) OVER-SIZED PART.
- (2) UNDER-SIZED PART.

N:Old $\xrightarrow{\text{Yes}}$ New, Q:Old $\xrightarrow{\text{No}}$ New, R:Old $\xrightarrow{\text{Yes}}$ New, S:Old $\xrightarrow{\text{No}}$ New, W:Add, Z:Discontinued, F:Interchangeable by set, K:Q'ty Change

Fig.37. LUB.OIL PUMP & GOVERNOR

37.LUB.OIL PUMP & GOVERNOR



Remarks
(G) THESE PARTS ARE SOLD BY FIG.41,
REF.NO.30.

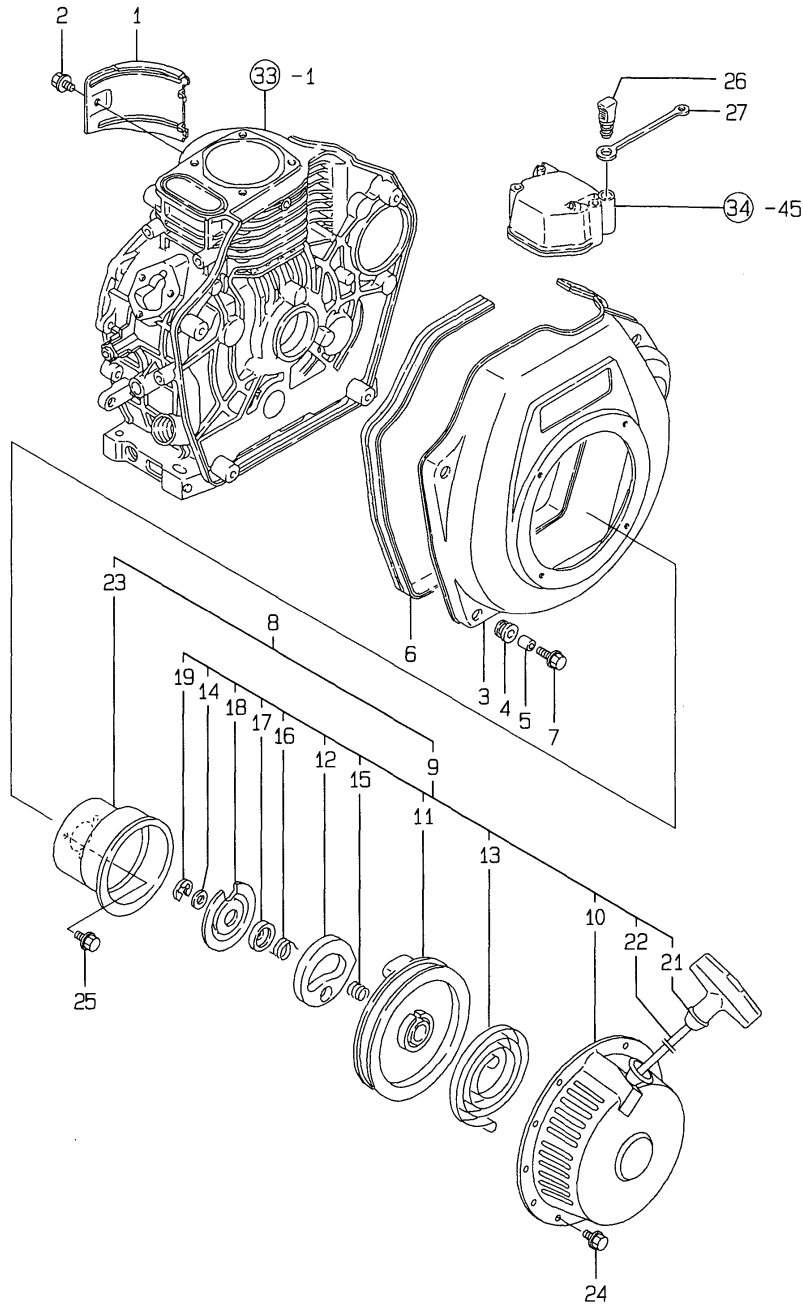
(A)=L40AE-DP2D
(B)=L40AE-DP3D
(C)=

(D)=
(E)=
(F)=

REF.	LEV.	PARTS NO.	DESCRIPTION	QTY						I	R
				(A)	(B)	(C)	(D)	(E)	(F)		
1	1	114250-32010	PUMP ASSY, LUB.OIL	1	1						
6	1	114250-32070	COVER, LUB. OIL PUMP	1	1						
7	1	103338-32570	O-RING	1	1						G
8	1	22312-030160	PARALLEL PIN 3X16	1	1						
9	1	26476-060142	BOLT M 6X 14,TAPPING	3	3						
10	1	114250-35070	STRAINER, LUB. OIL	1	1						
11	1	24341-000224	O-RING 1A S-22.4	1	1						
12	1	26106-060162	BOLT M 6X 16 PLATED	1	1						
13	1	714250-61500	LEVER ASSY, GOVERNOR	1	1						
18	2	22322-030200	TAPER PIN 3X20	1	1						
19	2	22322-030200	TAPER PIN 3X20	1	1						
20	1	714770-61700	GOVERNOR ASSY	1	1						
25	1	114270-61520	NEEDLE BEARING FJ810	2	2						
26	1	114770-61600	SEAL, OIL	1	1						
27	1	114770-61610	WASHER, THRUST	1	1						
28	1	22137-080000	WASHER 8, POLISHED	1	1						
29	1	183250-66500	BRACKET ASSY,REGULAT	1	1						
30	2	183250-66050	HANDLE, REGULATOR	1	1						
31	2	183250-66070	SHAFT, HANDLE	1	1						
32	2	183250-66100	BRACKET, REGULATOR	1	1						
33	2	114250-66440	BOLT, ADJUSTING	1	1						
34	2	104200-66820	SPRING	1	1						
35	2	104200-66830	PLATE, FRICTION	2	2						
36	2	104200-66850	WASHER (B)	1	1						
37	2	26696-100002	NUT M10	1	1						
38	2	26757-060002	LOCK NUT M 6 PLATED	1	1						
39	1	26106-060452	BOLT M 6X 45 PLATED	1	1						
40	1	26476-060142	BOLT M 6X 14,TAPPING	1	1						
41	1	114770-66010	SPRING, REGULATOR	1	1						
42	1	114250-66200	SPRING, RETURN	1	1						
43	1	114250-66550	TORQUE SPRING ASSY	1	1						
48	1	26696-100002	NUT M10	1	1						
49	1	135210-61090	LEAD	2	2						
50	1	22451-060000	WIRE 0.6	2	2						

Fig.38. COOLING & STARTING DEVICE

38.COOLING & STARTING DEVICE



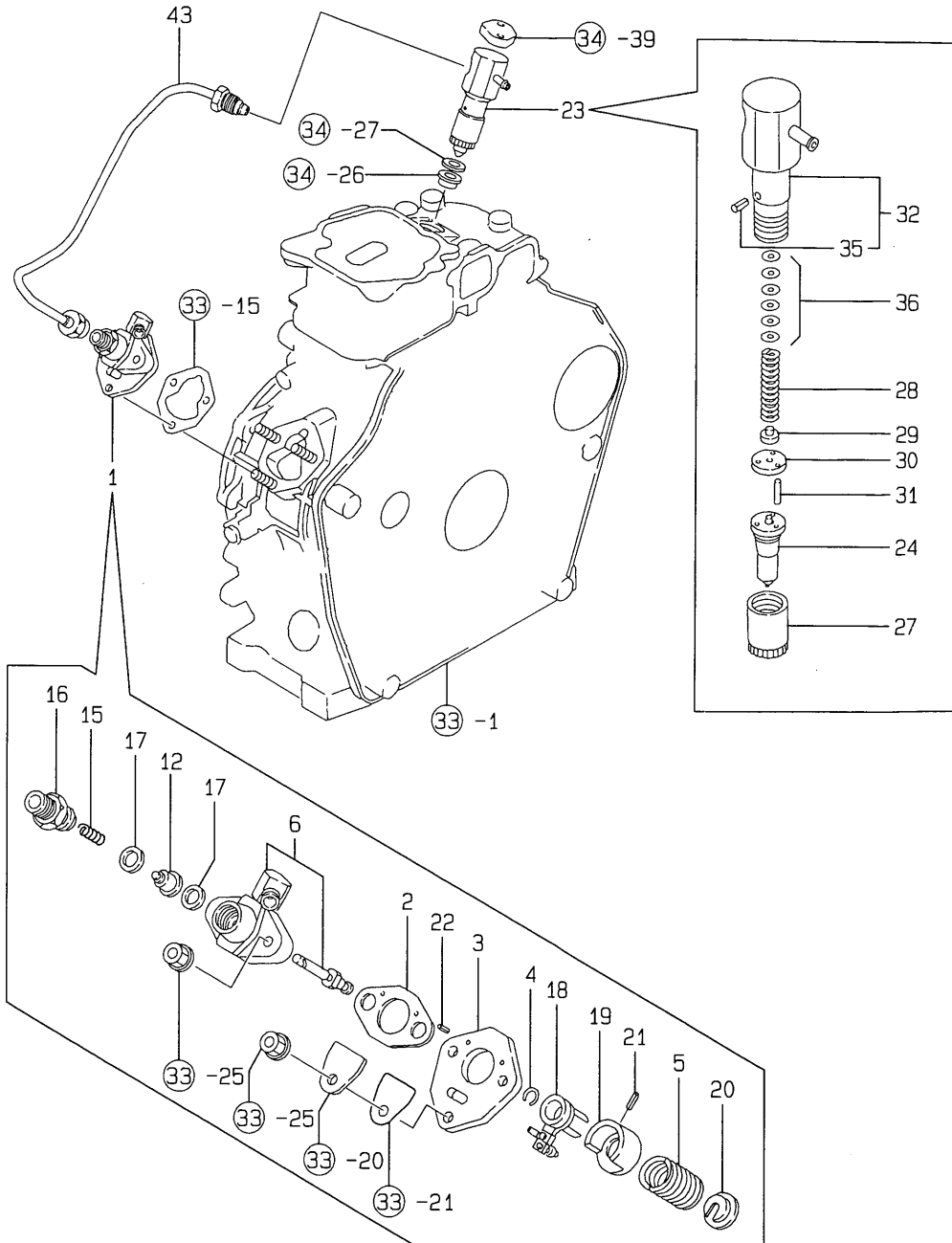
(A)=L40AE-DP2D
(B)=L40AE-DP3D
(C)=

(D)=
(E)=
(F)=

REF.	LEV.	PARTS NO.	DESCRIPTION	QTY						I	R
				(A)	(B)	(C)	(D)	(E)	(F)		
1	1	114250-45211	COVER, CYLINDER	1	1						
2	1	26476-060142	BOLT M 6X 14,TAPPING	1	1						
3	1	114788-45100-R	CASE,FAN (RED)(50)	1	1						
4	1	114250-45300	RUBBER, CUSHION	4	4						
5	1	114250-45310	COLLAR	4	4						
6	1	114250-45330	SEAL, FAN CASE	1	1						
7	1	114370-45350	BOLT, FAN CASE	4	4						
8	1	114260-76050	RECOIL STARTER(D)ASY	1	1						
9	2	114260-76250	RECOIL STARTER(D)ASY	1	1						
10	3	114260-76520	CASE (D) W/NO LABEL	1	1						
11	3	160260-76520	REEL, RECOIL	1	1						
12	3	160260-76530	RATCHET	1	1						
13	3	160260-76540	SPRING, SPIRAL	1	1						
14	3	160260-76550	WASHER, THRUST	1	1						
15	3	160260-76560	SPRING, FRICTION	1	1						
16	3	160290-76570	SPRING, RETURN	1	1						
17	3	160260-76580	COVER, SPRING	1	1						
18	3	160260-76590	PLATE, FRICTION	1	1						
19	3	160260-76600	CIRCLIP(E)	1	1						
21	3	160260-76620	KNOB, STARTER	1	1						
22	3	160260-76630	ROPE, STARTER	1	1						
23	2	114250-76590	PULLEY, STARTER	1	1						
24	1	26106-060082	BOLT M 6X 8 PLATED	4	4						
25	1	26106-060122	BOLT M 6X 12 PLATED	3	3						
26	1	114250-76600	PLUNGER	1	1						
27	1	114250-76610	HOLDER, PLUNGER	1	1						

Fig.39. FUEL INJECTION PUMP

39.FUEL INJECTION PUMP



(A)=L40AE-DP2D
(B)=L40AE-DP3D
(C)=

(D)=
(E)=
(F)=

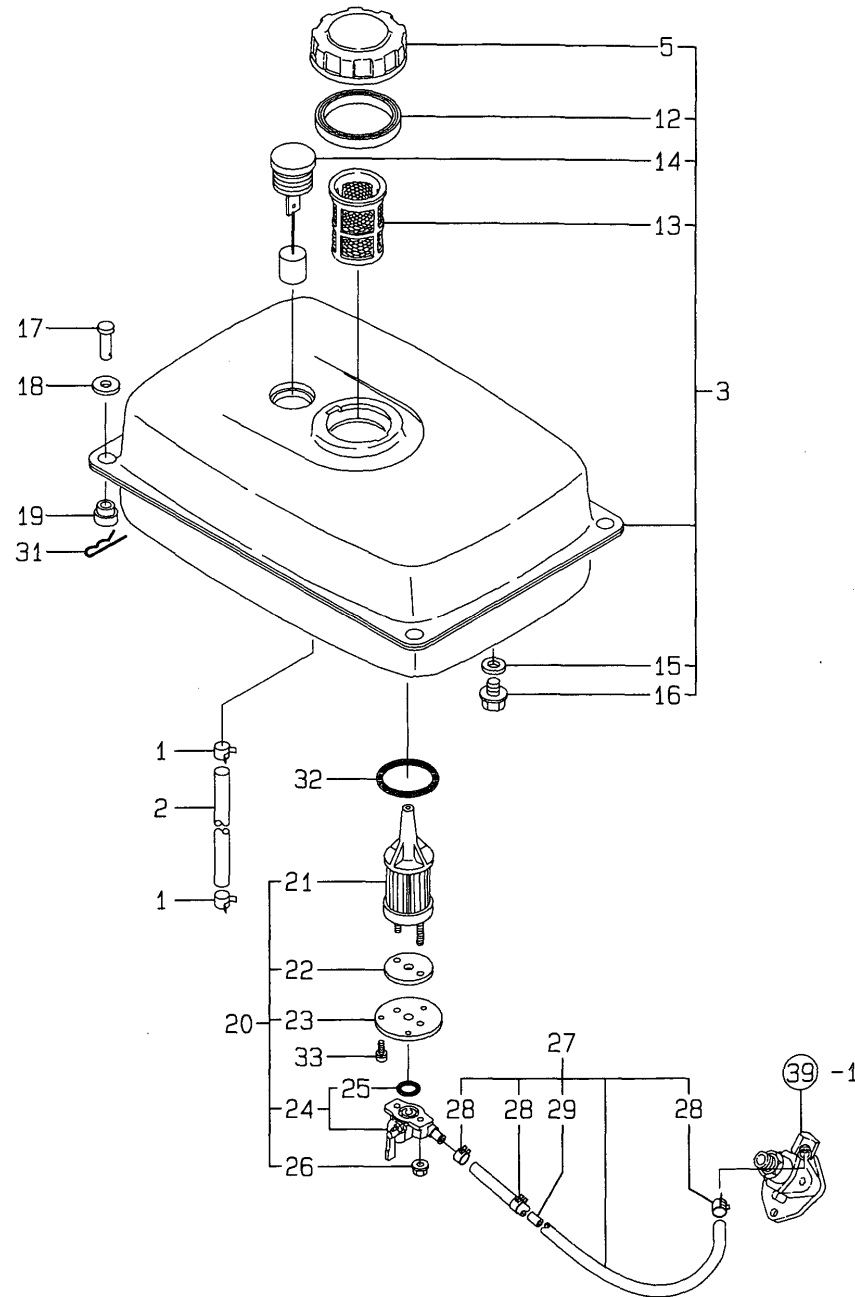
REF.	LEV.	PARTS NO.	DESCRIPTION	QTY						I	R
				(A)	(B)	(C)	(D)	(E)	(F)		
1	1	714250-51710	PUMP ASSY, F.INJECT.	1	1						
2	2	105546-51020	GASKET	1	1						
3	2	114250-51080	PLATE	1	1						
4	2	114250-51150	RING, SNAP	1	1						
5	2	114250-51160	SPRING	1	1						
6	2	114250-51200	BODY, F.I. PUMP	1	1						
12	2	114250-51300	VALVE ASSY, DELIVERY	1	1						
15	2	105546-51330	SPRING, DELIV. VALVE	1	1						
16	2	114250-51340	HOLDER, F.I.P.DELIVE	1	1						
17	2	124550-51350	GASKET, DELIVERY	2	2						
18	2	114250-51600	LEVER ASSY, CONTROL	1	1						
19	2	114250-51640	SEAT (A), SPRING	1	1						
20	2	114250-51650	SEAT (B), SPRING	1	1						
21	2	22351-020006	SPRING PIN 2X 6	1	1						
22	2	22351-030008	SPRING PIN 3X 8	1	1						
23	1	714250-53101	VALVE ASSY, F.INJECT	1	1						
24	2	114250-53001	NOZZLE ASSY,F.INJECT	1	1						
27	2	114250-53080	NUT, NOZZLE CASE	1	1						
28	2	114250-53120	SPRING, NOZZLE	1	1						
29	2	114250-53130	SEAT, NOZZLE SPRING	1	1						
30	2	114250-53140	PLATE, STOP	1	1						
31	2	114250-53210	PIN	2	2						
32	2	114250-53300	HOLDER ASSY, NOZZLE	1	1						
35	3	114250-53331	PIN, SPRING	1	1						
36	2	114250-53400	SHIM PACK	1	1						
43	1	183250-59800	PIPE, FUEL INJECTION	1	1						

Fig.40. FUEL TANK & FUEL LINE

(A)=L40AE-DP2D
(B)=L40AE-DP3D
(C)=

(D)=
(E)=
(F)=

40.FUEL TANK & FUEL LINE



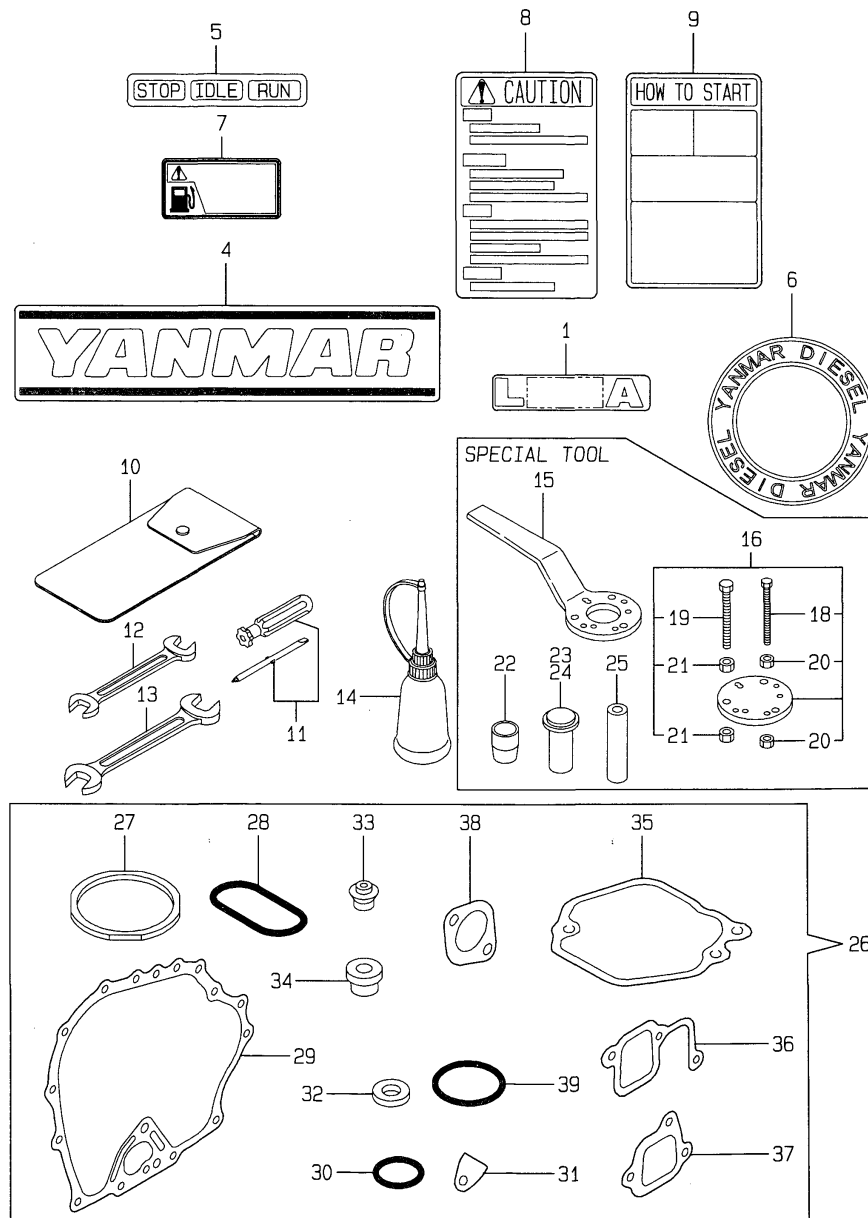
REF.	LEV.	PARTS NO.	DESCRIPTION	QTY						I	R	
				(A)	(B)	(C)	(D)	(E)	(F)			
1	1	124722-59050	CLAMP 9		2	2						
2	1	114250-59060	PIPE, FUEL RETURN		1	1						
3	1	783277-55700-R	TANK ASSY, FUEL (50)		1	1						
5	2	160710-55061	CAP ASSY, FUEL TANK		1	1						
12	2	160393-55050	GASKET, TANK CAP		1	1						
13	2	160710-55100			1	1						
14	2	183925-55150	GAUGE, OIL		1	1						
15	2	23414-120000	GASKET 12, ROUND		1	1						
16	2	23887-120002	PLUG 12,HEX.		1	1						
17	1	183350-55120	PIN 6X 14		4	4						
18	1	183350-55130	WASHER		4	4						
19	1	183720-55210	GROMMET		4	4						
20	1	183250-55300	COCK ASSY, FUEL		1	1						
21	2	183250-55120	FILTER, FUEL OIL		1	1						
22	2	114250-55130	GASKET		1	1						
23	2	183250-55170	PLATE		1	1						
24	2	183250-55320	COCK, FUEL		1	1						
25	3	24341-000150	O-RING 1A S-15.0		1	1						
26	2	26366-060002	NUT M 6		2	2						
27	1	183366-59010	PIPE ASSY, FUEL		1	1						
28	2	106990-44660	BAND, HOSE		3	3						
29	2	183250-59040	PIECE		1	1						
31	1	22360-060000	SNAP PIN 6		4	4						
32	1	24311-000400	O-RING 1A P-40.0		1	1						
33	1	26022-050102	SCREW M 5X 10		3	3						

Fig.41. TOOL,LABEL & GASKET SET

(A)=L40AE-DP2D
(B)=L40AE-DP3D
(C)=

(D)=
(E)=
(F)=

41. TOOL, LABEL & GASKET SET



REF.	LEV.	PARTS NO.	DESCRIPTION	QTY						I	R
				(A)	(B)	(C)	(D)	(E)	(F)		
1	1	114270-07050	LABEL, (L40A)	1	1						
4	1	183250-07110	LABEL, YANMAR	1	1						
5	1	183250-07230	LABEL, OPERATION	1	1						
6	1	114250-07350	LABEL, YANMAR DIESEL	1	1						
7	1	183251-07190	LABEL, DIESEL FUEL	1	1						
8	1	114268-07240	LABEL, CAUTION	1	1						
9	1	114268-07350	LABEL, HOW TO START	1	1						
10	1	114250-92600	BAG, TOOL	1	1						
11	1	160330-92730	SCREWDRIVER	1	1						
12	1	28110-100120	WRENCH 10X12	1	1						
13	1	28110-140170	WRENCH 14X17	1	1						
14	1	28210-000150	FEEDER, OIL	1	1						
15	1	114250-92101	F.W. LOCKING HANDLE	1	1						1
16	1	114250-92130	REMOVER, FLYWHEEL	1	1						1
18	2	26116-060454	BOLT M 6X 45 PLATED	4	4						1
19	2	26116-080454	BOLT M 8X 45 PLATED	3	3						1
20	2	26716-060002	NUT M 6	8	8						1
21	2	26716-080002	NUT M 8	6	6						1
22	1	114268-92300	GUIDE, OIL SEAL	1	1						1
23	1	114250-92311	INSTALLING TOOL	1	1						1
24	1	114350-92311	INSTALLING TOOL	1	1						1
25	1	114250-92350	INSTALLING TOOL	1	1						1
26	1	714286-92600	GASKET SET	1	1						1
27	2	114250-01340	GASKET, CYL. HEAD	1	1						
28	2	114250-01380	O-RING	1	1						
29	2	114250-01412	GASKET, CRANK CASE	1	1						
30	2	24311-000180	O-RING 1A P-18.0	2	2						
31	2	114250-01840	GASKET	1	1						
32	2	22190-160002	SEAL WASHER 16S	2	2						
33	2	114250-11340	SEAL, VALVE STEM	2	2						
34	2	114250-11460	GASKET, NOZZLE	1	1						
35	2	114250-11310	GASKET, BONNET	1	1						
36	2	114250-12200	GASKET, AIR INTAKE	1	1						
37	2	114250-12210	GASKET, AIR CLEANER	1	1						
38	2	114250-13200	GASKET, MUFFLER	1	1						
39	2	103338-32570	O-RING	1	1						

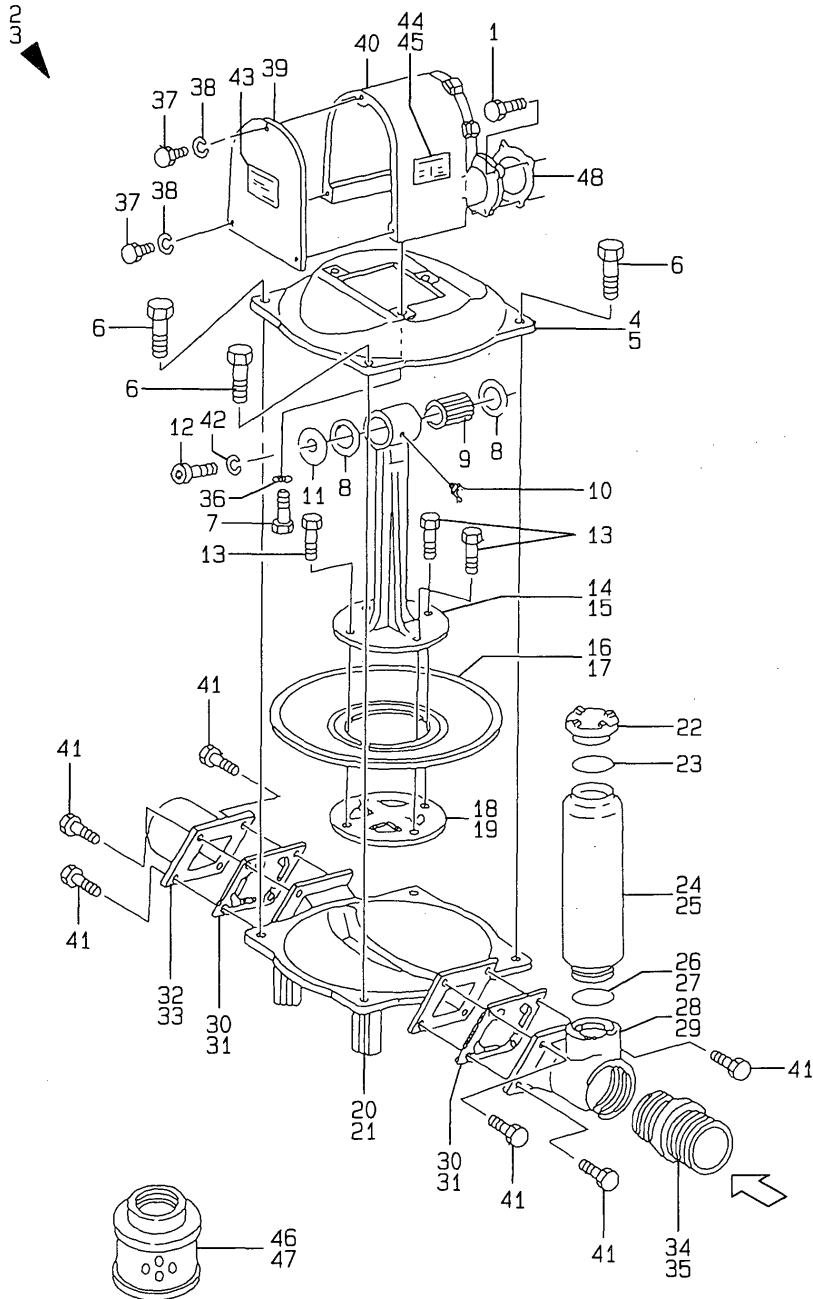
Remarks
(1) OPTIONAL PARTS.

Fig.42. WATER PUMP(DIAPHRAGM)

(A)=20DE
(B)=30DE
(C)=

(D)=
(E)=
(F)=

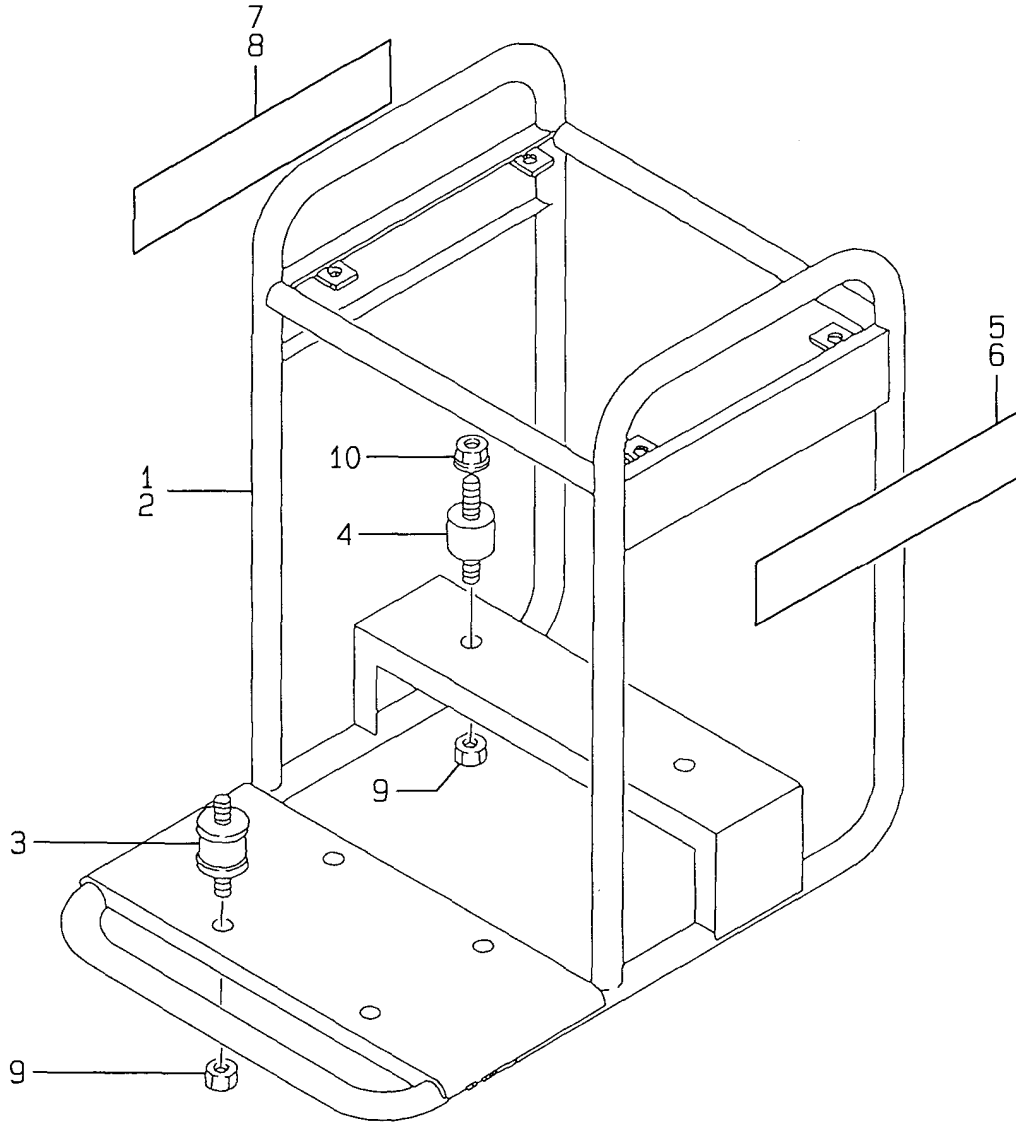
42. WATER PUMP (DIAPHRAGM)



REF.	LEV.	PARTS NO.	DESCRIPTION	QTY						I	R
				(A)	(B)	(C)	(D)	(E)	(F)		
1	1	26013-080252	BOLT M 8X 25	4	4						
2	1	183277-48810	PUMP ASSY. NPT-DIAPH	1							
3	1	183277-48910	PUMP ASSY. NPT-DIAPH		1						
4	2	X531001	BODY(UPPER), PUMP	1							
5	2	X831001	BODY(UPPER), PUMP		1						
6	2	X531002	BOLT M10X40	4	4						
7	2	X501003	BOLT M10X30	3	3						
8	2	X531007	WASHER	2	2						
9	2	X531008	BEARING, NEEDLE	1	1						
10	2	X531009	GREASE FITTING	1	1						
11	2	X531010	THRUST WASHER	1	1						
12	2	X531011	BOLT M 8X15	1	1						
13	2	X801031	BOLT M 8X25	4	4						
14	2	X531014	ROD, PUMP	1							
15	2	X831014	ROD, PUMP		1						
16	2	X531015	DIAPHRAGM	1							
17	2	X831015	DIAPHRAGM		1						
18	2	X531016	CAP, DIAPHRAGM	1							
19	2	X831016	CAP, DIAPHRAGM		1						
20	2	X531017	BODY(LOWER), PUMP	1							
21	2	X831017	BODY(LOWER), PUMP		1						
22	2	X821012	PLUG	1	1						
23	2	X821018	GASKET	1	1						
24	2	X531020	SUCTION CHAMBER	1							
25	2	X831020	SUCTION CHAMBER		1						
26	2	X531021	O-RING	1							
27	2	X831021	O-RING		1						
28	2	X531023	BEND, SUCTION	1							
29	2	X831023	BEND, SUCTION		1						
30	2	X531024	CHACK VALVE	2							
31	2	X831024	CHACK VALVE		2						
32	2	X531026	BEND, DISCHARGE	1							
33	2	X831026	BEND, DISCHARGE		1						
34	2	X521038A	NIPPLE (NPT)	2							
35	2	X821038A	NIPPLE (NPT)		2						
36	2	X531029	WASHER 10	3	3						
37	2	X531032	BOLT M 6X10	3	3						
38	2	22217-060000	SPRING WASHER 6	3	3						
39	2	X531034	COVER	1	1						
40	2	X531042	GEAR UNIT	1	1						
41	2	X531050	BOLT M 8X30	8	8						
42	2	22217-080000	SPRING WASHER 8	1	1						
43	2	X503026	CAUTION PLATE	1	1						
44	2	X539027	CAPACITY PLATE	1							
45	2	X839027	CAPACITY PLATE		1						
46	1	X531031A	STRAINER (NPT)	1							
47	1	X831031A	STRAINER (NPT)		1						
48	1	X531039	SHEET PACKING	1	1						

Fig.43. FLAME (DIAPHRAGM)

43.FRAME (DIAPHRAGM)



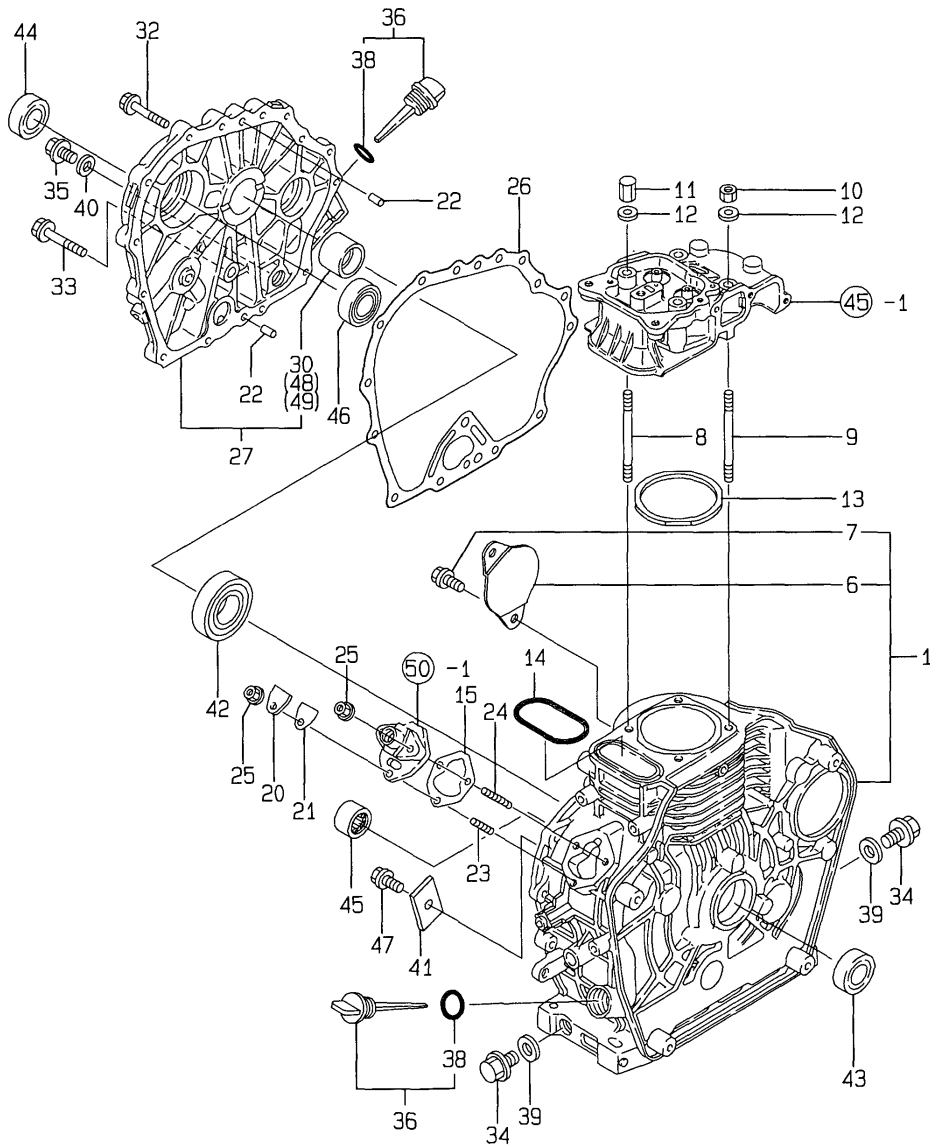
(A)=20DE
(B)=30DE
(C)=

(D)=
(E)=
(F)=

REF.	LEV.	PARTS NO.	DESCRIPTION	Q'TY						I	R
				(A)	(B)	(C)	(D)	(E)	(F)		
1	1	X539028	FRAME, PIPE	1							
2	1	X839028	FRAME, PIPE		1						
3	1	X1001032	RUBBER, ANTI VIBRAT.	4	4						
4	1	X531006	RUBBER, ANTI VIBRAT.	2	2						
5	1	183277-07410	LABEL, (L) YDP20DE	1							
6	1	183277-07430	LABEL, (L) YDP30DE		1						
7	1	183277-07420	LABEL, (R)YDP20DE	1							
8	1	183277-07440	LABEL, (R) YDP30DE		1						
9	1	160664-95780	NUT M8	6	6						
10	1	26366-080002	NUT M 8	2	2						

Fig.44. CYLINDER BLOCK

44. CYLINDER BLOCK



(A)=L40AE-S

(B)=

(C)=

(D)=

(E)=

(F)=

REF.	LEV.	PARTS NO.	DESCRIPTION	QTY						I	R
				(A)	(B)	(C)	(D)	(E)	(F)		
1	1	714270-01560	BLOCK ASSY, CYLINDER	1							
6	2	114350-01700	COVER, STARTER	1							
7	2	26106-100122	BOLT M10X 12 PLATED	2							
8	1	114250-01200	STUD, CYL. HEAD	2							
9	1	114250-01210	STUD, CYL. HEAD	2							
10	1	114250-01220	NUT 8	2							
11	1	114250-01250	NUT 8	2							
12	1	124950-01250	WASHER	4							
13	1	114250-01340	GASKET, CYL. HEAD	1							G
14	1	114250-01380	O-RING	1							G
15	1	114250-01800	SHIM SET	1							
20	1	114250-01830	COVER, INSPEC.WINDOW	1							
21	1	114250-01840	GASKET	1							G
22	1	114270-01600	PARALLEL PIN 8X12	2							
23	1	26226-060182	STUD M 6X 18 PLATED	1							
24	1	26226-060222	STUD M 6X 22 PLATED	2							
25	1	26366-060002	NUT M 6	3							
26	1	114250-01412	GASKET, CRANK CASE	1							G
27	1	114250-01452	COVER (S),CRANK CASE	1							
30	2	114250-02100	BEARING, MAIN	1							1
32	1	26106-060252	BOLT M 6X 25 PLATED	14							
33	1	26106-080352	BOLT M 8X 35 PLATED	1							
34	1	105425-01690	PLUG M16	2							
35	1	105425-01690	PLUG M16	1							
36	1	160710-01760	CAP, W/LUB.OIL GAUGE	2							
38	2	24311-000180	O-RING 1A P-18.0	2							G
39	1	22190-160002	SEAL WASHER 16S	2							G
40	1	22190-160002	SEAL WASHER 16S	1							G
41	1	114250-02030	RETAINER, BEARING	1							
42	1	114250-02113	BALL BEARING	1							
43	1	160110-02220	SEAL, OIL	1							
44	1	160210-02220	SEAL, OIL	1							
45	1	24162-152112	NEEDLE BEARING	1							
46	1	24101-062050	BALL BEARING	1							
47	1	26106-080122	BOLT M 8X 12 PLATED	1							
48	1	114250-02200	MAIN BEARING US=0.25	1							2
49	1	114250-02210	MAIN BEARING US=0.50	1							2

Remarks

- (1) REPAIR PART.
- (2) UNDER-SIZED PART.
- (G) THESE PARTS ARE SOLD BY FIG.52, REF.NO.26.

Fig.45. CYLINDER HEAD & BONNET

(A)=L40AE-S

(B)=

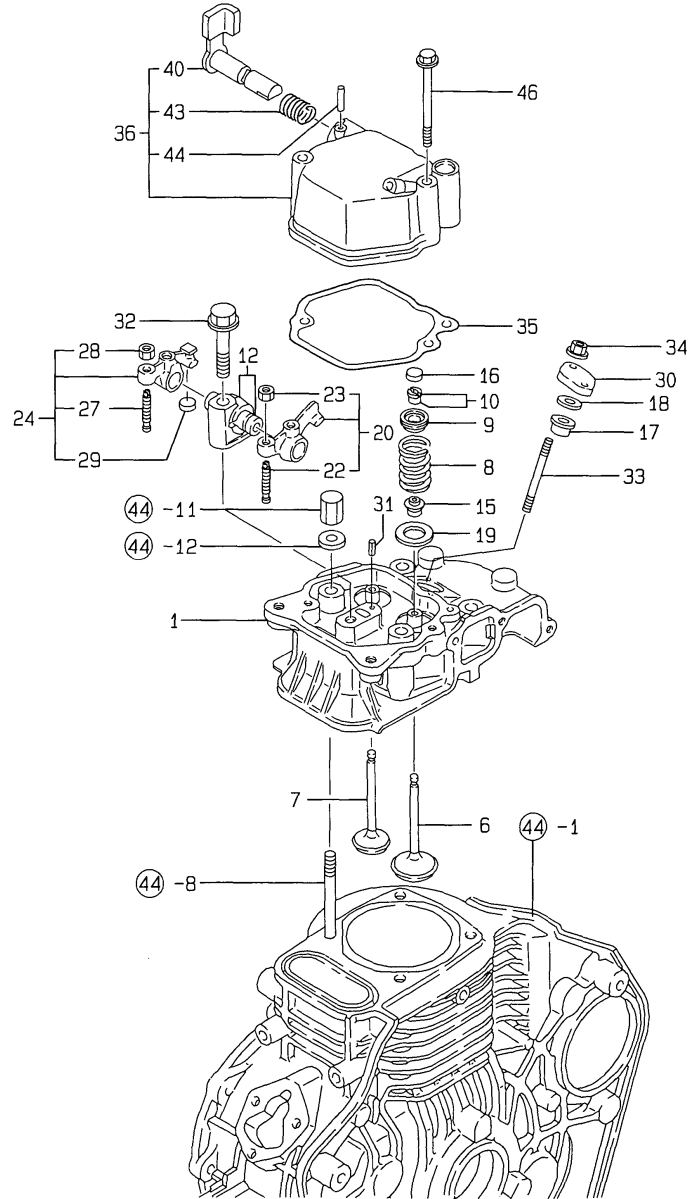
(C)=

(D)=

(E)=

(F)=

45. CYLINDER HEAD & BONNET



REF.	LEV.	PARTS NO.	DESCRIPTION	QTY						I	R
				(A)	(B)	(C)	(D)	(E)	(F)		
1	1	114250-11020	HEAD ASSY, CYLINDER	1							
6	1	114250-11101	VALVE, SUCTION	1							
7	1	114250-11113	VALVE, EXHAUST	1							
8	1	114250-11120	SPRING, VALVE	2							
9	1	114250-11180	RETAINER, SPRING	2							
10	1	714250-11570	COTTER ASSY	2							
12	1	114250-11290	SUPPORT, ROCKER ARM	1							
15	1	114250-11340	SEAL, VALVE STEM	2							G
16	1	119260-11370	CAP, VALVE	1							
17	1	114250-11460	GASKET, NOZZLE	1							G
18	1	114350-11470	SPACER, NOZZLE	1							
19	1	114250-11600	WASHER	2							
20	1	114250-11651	ARM ASSY, INTAKE	1							
22	2	114250-11240	SCREW, VALVE ADJUST.	1							
23	2	26756-060002	LOCK NUT M 6 PLATED	1							
24	1	714270-11660	ARM ASSY, EXHAUST	1							
27	2	114250-11240	SCREW, VALVE ADJUST.	1							
28	2	26756-060002	LOCK NUT M 6 PLATED	1							
29	2	119260-11370	CAP, VALVE	1							
30	1	114250-11900	RETAINER, NOZZLE	1							
31	1	22351-040008	SPRING PIN 4X 8	1							
32	1	26106-080452	BOLT M 8X 45 PLATED	1							
33	1	26226-060502	STUD M 6X 50	2							
34	1	26366-060002	NUT M 6	2							
35	1	114250-11310	GASKET, BONNET	1							G
36	1	114250-11951	BONNET ASSY, HEAD	1							
40	2	114250-03591	SHAFT ASSY, DECOMP.	1							
43	2	114250-03640	SPRING	1							
44	2	22312-030160	PARALLEL PIN 3X16	1							
46	1	26106-060552	BOLT M 6X 55 PLATED	2							

Remarks

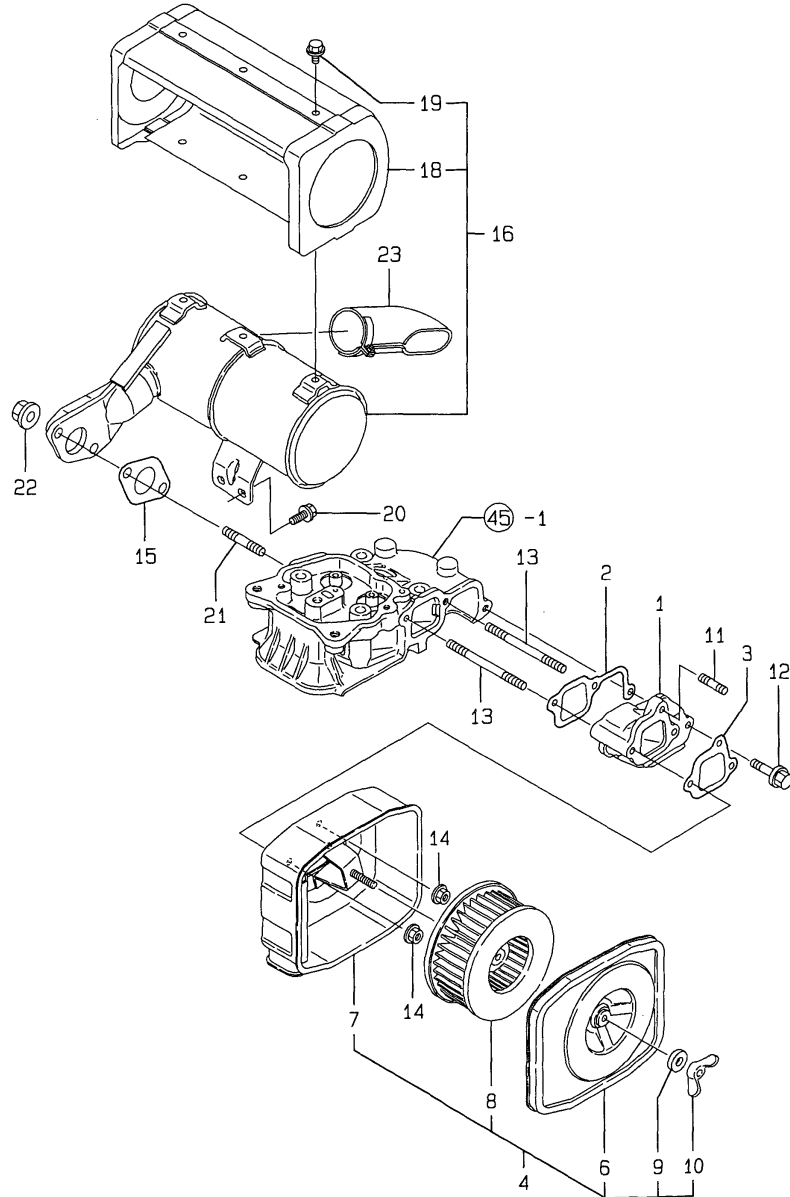
(G) THESE PARTS ARE SOLD BY FIG.52,
REF.NO.26.

Fig.46. AIR CLEANER & MUFFLER

(A)=L40AE-S
(B)=
(C)=

(D)=
(E)=
(F)=

46.AIR CLEANER & MUFFLER



REF.	LEV.	PARTS NO.	DESCRIPTION	QTY						I	R
				(A)	(B)	(C)	(D)	(E)	(F)		
1	1	114250-12010	PIPE, AIR INTAKE	1							
2	1	114250-12200	GASKET, AIR INTAKE	1							G
3	1	114250-12210	GASKET, AIR CLEANER	1							G
4	1	714250-12560	CLEANER ASSY, AIR	1							
6	2	114250-12520	COVER, AIR CLEANER	1							
7	2	114250-12530	CASE, AIR CLEANER	1							
8	2	114250-12580	ELEMENT, WET AIR	1							
9	2	114250-12560	WASHER M 6, SEAL	1							
10	2	114250-12550	WING-NUT, M 6	1							
11	1	26226-060142	STUD M 6X 14 PLATED	1							
12	1	26106-060252	BOLT M 6X 25 PLATED	1							
13	1	26226-060552	STUD M6X 55 PLATED	2							
14	1	26366-060002	NUT M 6	3							
15	1	114250-13200	GASKET, MUFFLER	1							G
16	1	114250-13521	MUFFLER W/COVER	1							
18	2	114250-13701	COVER, MUFFLER	1							
19	2	26106-060082	BOLT M 6X 8 PLATED	6							
20	1	26106-060122	BOLT M 6X 12 PLATED	2							
21	1	26216-080182	STUD M 8X 18 PLATED	2							
22	1	26366-080002	NUT M 8	2							
23	1	114268-13800	EXTENSION, EXH.	1							

Remarks

(G) THESE PARTS ARE SOLD BY FIG.52,
REF.NO.26.

Fig.47. CRANKSHAFT,PISTON & CAMSHAFT

(A)=L40AE-S

(B)=

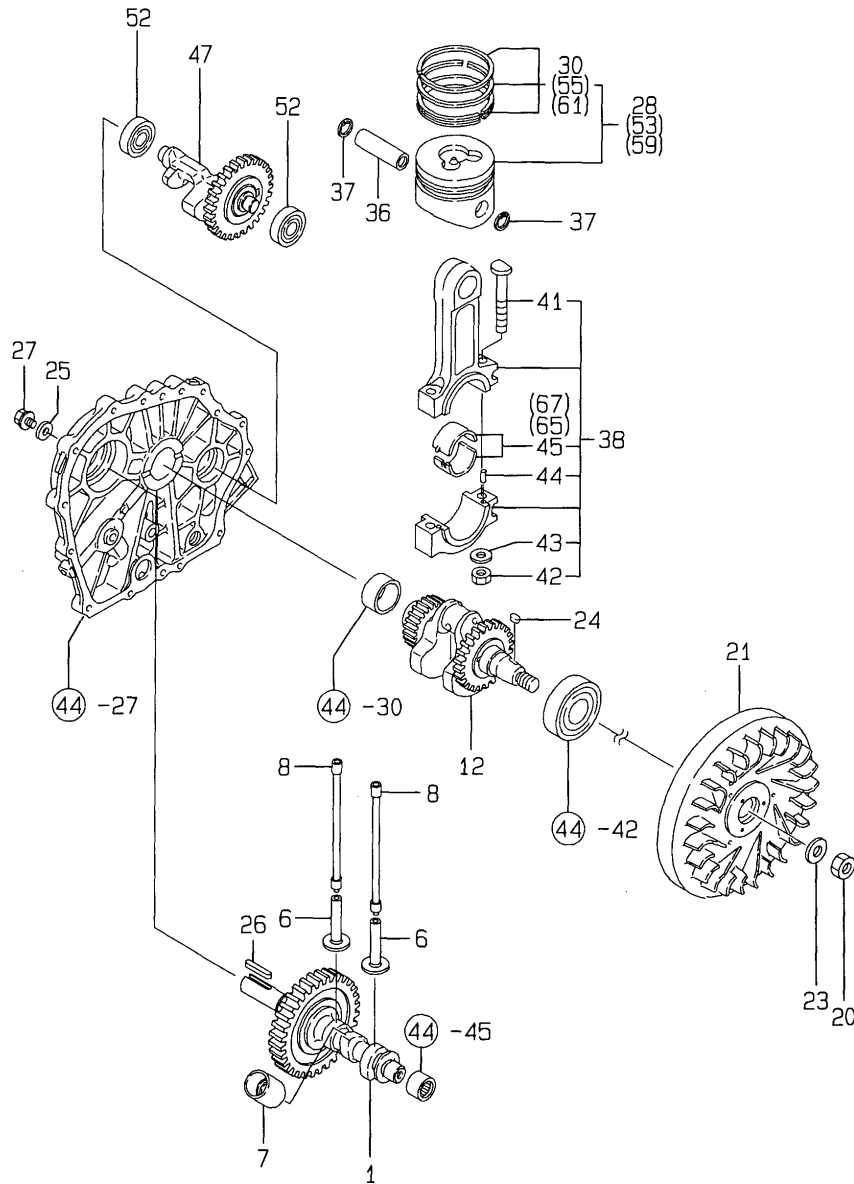
(C)=

(D)=

(E)=

(F)=

47.CRANKSHAFT, PISTON & CAMSHAFT



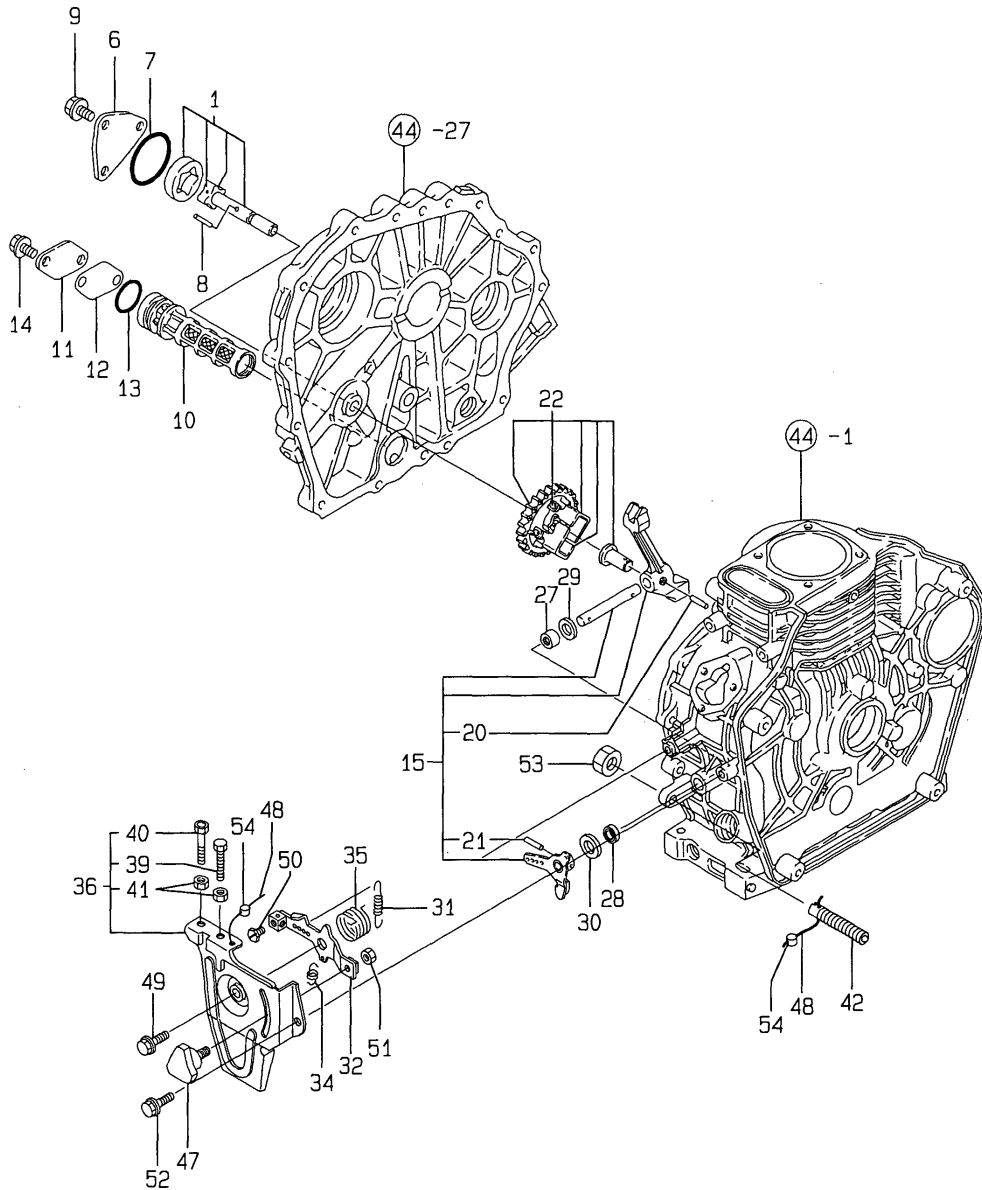
REF.	LEV.	PARTS NO.	DESCRIPTION	QTY						I	R
				(A)	(B)	(C)	(D)	(E)	(F)		
1	1	714780-14580	CAMSHAFT (D) ASSY	1							
6	1	114250-14200	TAPPET	2							
7	1	114250-14260	TAPPET, FUEL	1							
8	1	114250-14450	ROD, PUSH	2							
12	1	714278-21710	CRANKSHAFT ASSY(S)	1							
20	1	103854-01221	NUT M16	1							
21	1	114770-21400	FLYWHEEL (S)	1							
23	1	114250-21550	WASHER, FLYWHEEL	1							
24	1	22512-040120	KEY 4X 12	1							
25	1	160310-14550	WASHER	1							
26	1	22512-050300	KEY 5X 30	1							
27	1	26106-080202	BOLT M 8X 20 PLATED	1							
28	1	714270-22720	PISTON W/RINGS	1							
30	2	714250-22502	RING SET, PISTON	1							
36	1	114250-22302	PIN, PISTON D=19	1							
37	1	22252-000190	CIRCLIP 19	2							
38	1	714250-23703	ROD ASSY, CONNECTING	1							
41	2	114250-23200	BOLT, ROD	2							
42	2	114250-23220	NUT, ROD BOLT	2							
43	2	114250-23250	WASHER	2							
44	2	22312-030080	PARALLEL PIN 3X 8	2							
45	2	714250-23600	BEARING, CRANKPIN	1							
47	1	714770-28510	SHAFT ASSY, BALANCER	1							
52	1	24101-062024	BALL BEARING	2							
53	1	714270-22620	PISTON W/RING OS=.25	1							1
55	2	714250-22542	RING SET O.S.=0.25	1							1
59	1	714270-22580	PISTON W/RING OS=0.5	1							1
61	2	714250-22550	RING SET O.S.=0.50	1							1
65	1	714250-23610	BEARING,PIN(U.S.=0.25	1							2
67	1	714250-23620	BEARING,PIN(U.S.=0.50	1							2

Remarks

- (1) OVER-SIZED PART.
- (2) UNDER-SIZED PART.

Fig.48. LUB.OIL PUMP & GOVERNOR

48.LUB.OIL PUMP & GOVERNOR



(A)=L40AE-S

(B)=

(C)=

(D)=

(E)=

(F)=

REF.	LEV.	PARTS NO.	DESCRIPTION	QTY						I	R
				(A)	(B)	(C)	(D)	(E)	(F)		
1	1	114250-32010	PUMP ASSY, LUB.OIL	1							
6	1	114250-32070	COVER, LUB. OIL PUMP	1							
7	1	103338-32570	O-RING	1							G
8	1	22312-030160	PARALLEL PIN 3X16	1							
9	1	26476-060142	BOLT M 6X 14,TAPPING	3							
10	1	114250-35060	STRAINER, LUB. OIL	1							
11	1	114250-35250	COVER	1							
12	1	114250-35270	GASKET, L.O.STRAINER	1							
13	1	24341-000224	O-RING 1A S-22.4	1							
14	1	26106-060122	BOLT M 6X 12 PLATED	2							
15	1	714250-61500	LEVER ASSY, GOVERNOR	1							
20	2	22322-030200	TAPER PIN 3X20	1							
21	2	22322-030200	TAPER PIN 3X20	1							
22	1	714770-61700	GOVERNOR ASSY	1							
27	1	114270-61520	NEEDLE BEARING FJ810	2							
28	1	114770-61600	SEAL, OIL	1							
29	1	114770-61610	WASHER, THRUST	1							
30	1	22137-080000	WASHER 8, POLISHED	1							
31	1	114770-66010	SPRING, REGULATOR	1							
32	1	114250-66050	HANDLE, REGULATOR	1							
34	1	114250-66200	SPRING, RETURN	1							
35	1	114252-66252	SPRING, RETURN	1							
36	1	714268-66500	BRACKET ASSY,REGULAT	1							
39	2	114250-66440	BOLT, ADJUSTING	1							
40	2	102100-67080	BOLT, ADJUSTING	1							
41	2	26757-060002	LOCK NUT M 6 PLATED	2							
42	1	114250-66550	TORQUE SPRING ASSY	1							
47	1	160725-78350	KNOB (W/M6X15)	1							
48	1	22451-060000	WIRE 0.6	2							
49	1	26106-060202	BOLT M 6X 20 PLATED	1							
50	1	26117-040088	BOLT M 4X 8 PLATED	1							
51	1	26347-060002	U-NUT 6	1							
52	1	26476-060142	BOLT M 6X 14,TAPPING	1							
53	1	26696-100002	NUT M10	1							
54	1	135210-61090	LEAD	2							

Remarks

(G) THESE PARTS ARE SOLD BY FIG.52, REF.NO.26.

Fig.49. COOLING & STARTING DEVICE

(A)=L40AE-S

(B)=

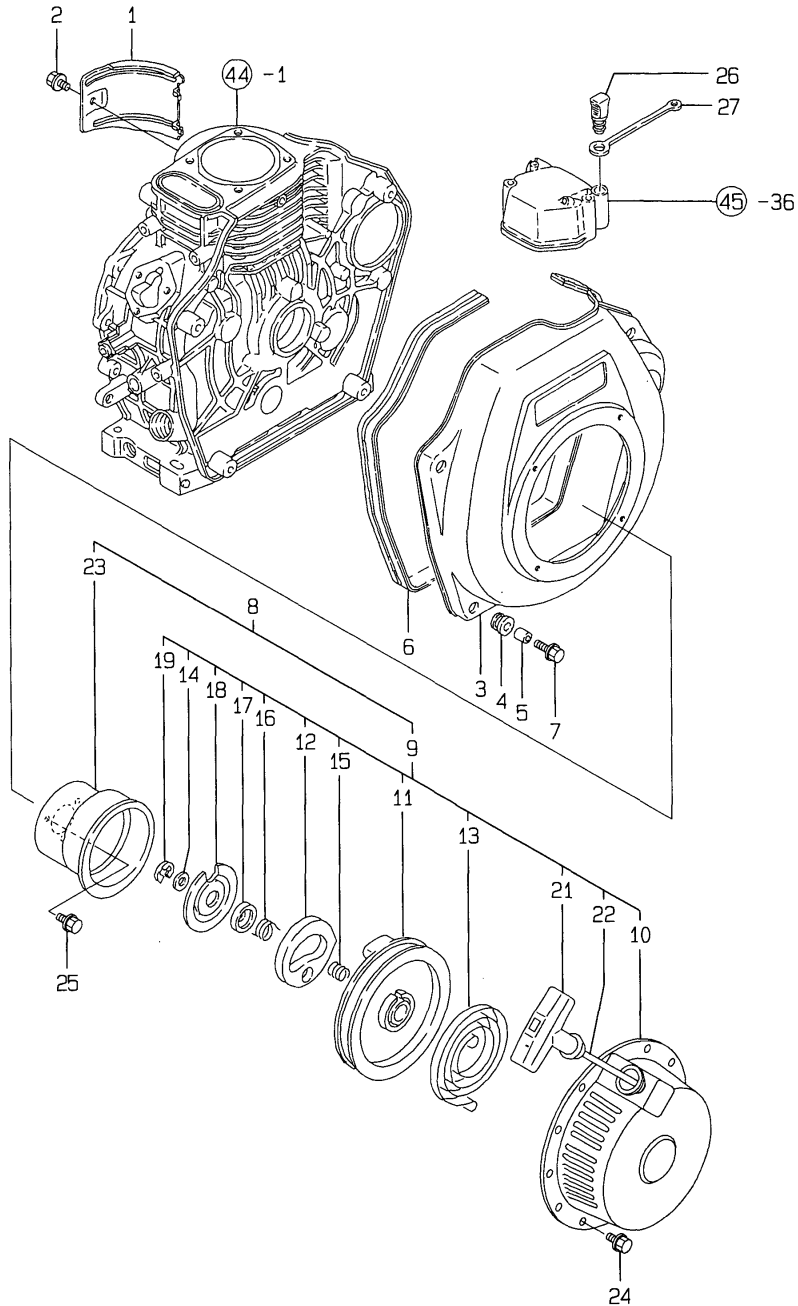
(C)=

(D)=

(E)=

(F)=

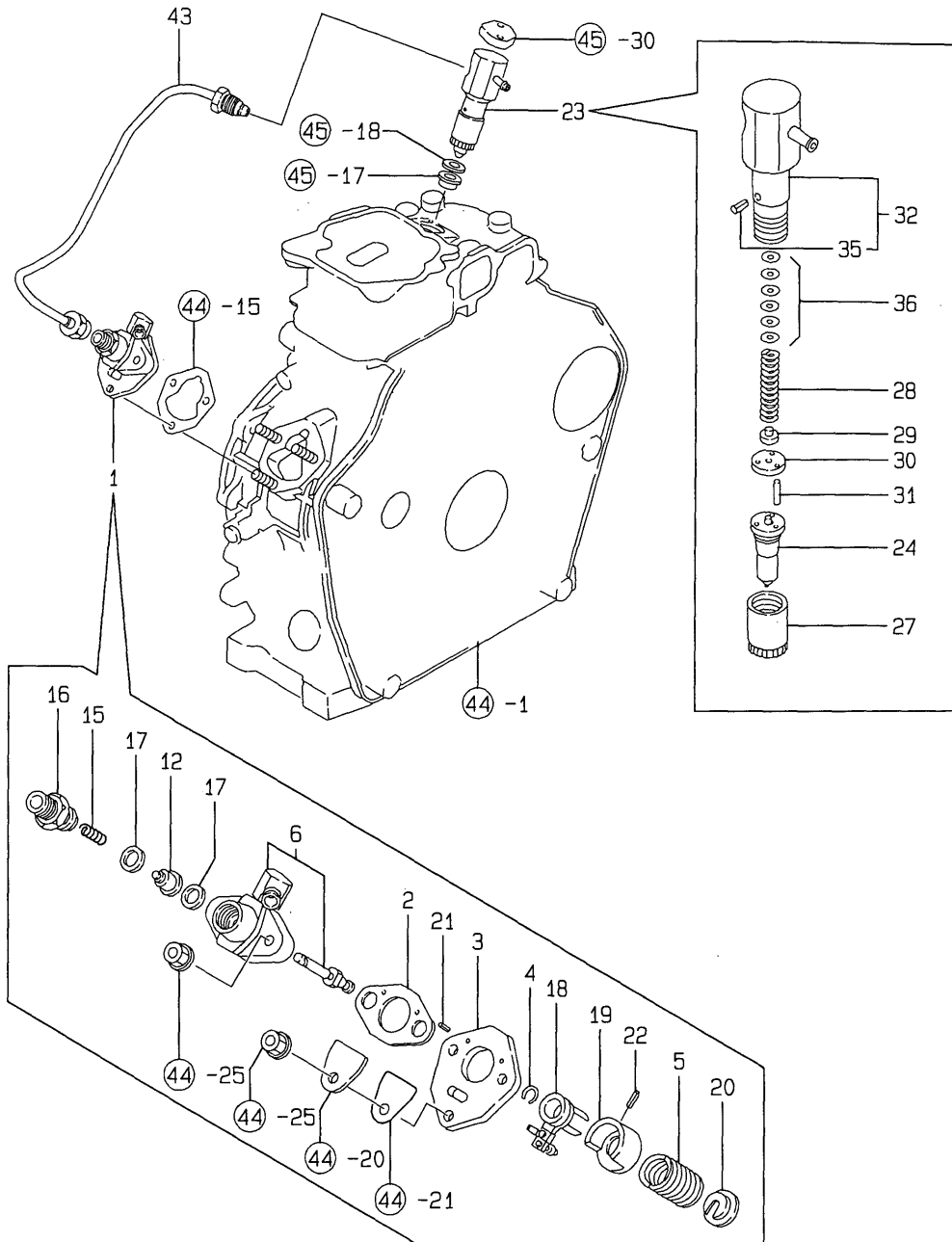
49.COOLING & STARTING DEVICE



REF.	LEV.	PARTS NO.	DESCRIPTION	Q'TY						I	R
				(A)	(B)	(C)	(D)	(E)	(F)		
1	1	114250-45211	COVER, CYLINDER	1							
2	1	26476-060142	BOLT M 6X 14,TAPPING	1							
3	1	114778-45100	CASE(D), COOLING FAN	1							
4	1	114250-45300	RUBBER, CUSHION	4							
5	1	114250-45310	COLLAR	4							
6	1	114250-45330	SEAL, FAN CASE	1							
7	1	114370-45350	BOLT, FAN CASE	4							
8	1	114250-76050	RECOIL STARTER(D)ASY	1							
9	2	114250-76250	RECOIL STARTER(S)ASY	1							
10	3	114250-76510	CASE(D) W/NO LABEL	1							
11	3	160260-76520	REEL, RECOIL	1							
12	3	160260-76530	RATCHET	1							
13	3	160260-76540	SPRING, SPIRAL	1							
14	3	160260-76550	WASHER, THRUST	1							
15	3	160260-76560	SPRING, FRICTION	1							
16	3	160260-76570	SPRING, RETURN	1							
17	3	160260-76580	COVER, SPRING	1							
18	3	160260-76590	PLATE, FRICTION	1							
19	3	160260-76600	CIRCLIP(E)	1							
21	3	160260-76620	KNOB, STARTER	1							
22	3	160260-76630	ROPE, STARTER	1							
23	2	114250-76590	PULLEY, STARTER	1							
24	1	26106-060082	BOLT M 6X 8 PLATED	4							
25	1	26106-060122	BOLT M 6X 12 PLATED	3							
26	1	114250-76600	PLUNGER	1							
27	1	114250-76610	HOLDER, PLUNGER	1							

Fig.50. FUEL INJECTION PUMP

50.FUEL INJECTION PUMP



(A)=L40AE-S

(B)=

(C)=

(D)=

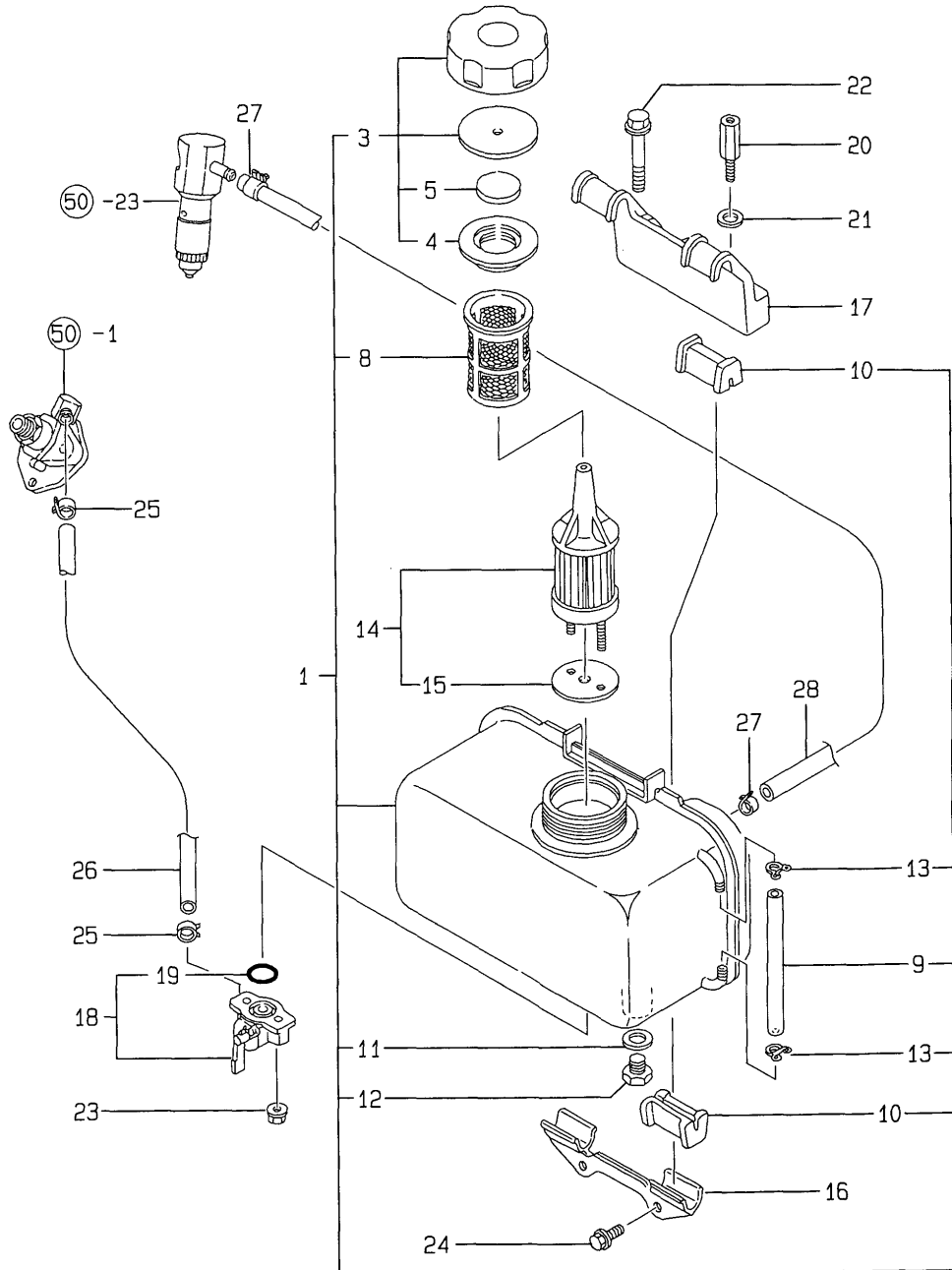
(E)=

(F)=

REF.	LEV.	PARTS NO.	DESCRIPTION	QTY						I	R
				(A)	(B)	(C)	(D)	(E)	(F)		
1	1	714250-51710	PUMP ASSY, F.INJECT.	1							
2	2	105546-51020	GASKET	1							
3	2	114250-51080	PLATE	1							
4	2	114250-51150	RING, SNAP	1							
5	2	114250-51160	SPRING	1							
6	2	114250-51200	BODY, F.I. PUMP	1							
12	2	114250-51300	VALVE ASSY, DELIVERY	1							
15	2	105546-51330	SPRING, DELIV. VALVE	1							
16	2	114250-51340	HOLDER, F.I.P.DELIVE	1							
17	2	124550-51350	GASKET, DELIVERY	2							
18	2	114250-51600	LEVER ASSY, CONTROL	1							
19	2	114250-51640	SEAT (A), SPRING	1							
20	2	114250-51650	SEAT (B), SPRING	1							
21	2	22351-020006	SPRING PIN 2X 6	2							
22	2	22351-030008	SPRING PIN 3X 8	1							
23	1	714250-53101	VALVE ASSY, F.INJECT	1							
24	2	114250-53001	NOZZLE ASSY,F.INJECT	1							
27	2	114250-53080	NUT, NOZZLE CASE	1							
28	2	114250-53120	SPRING, NOZZLE	1							
29	2	114250-53130	SEAT, NOZZLE SPRING	1							
30	2	114250-53140	PLATE, STOP	1							
31	2	114250-53210	PIN	2							
32	2	114250-53300	HOLDER ASSY, NOZZLE	1							
35	3	114250-53331	PIN, SPRING	1							
36	2	114250-53400	SHIM PACK	1							
43	1	114250-59800	PIPE, FUEL INJECTION	1							

Fig.51. FUEL TANK & FUEL LINE

51.FUEL TANK & FUEL LINE



(A)=L40AE-S

(B)=

(C)=

(D)=

(E)=

(F)=

REF.	LEV.	PARTS NO.	DESCRIPTION	Q'TY						I	R
				(A)	(B)	(C)	(D)	(E)	(F)		
1	1	714250-55711-R	TANK ASSY, FUEL (50)	1							
3	2	114250-55041	CAP ASSY, TANK	1							
4	3	114250-55050	GASKET, TANK CAP	1							
5	3	114250-55060	SEAL	1							
8	2	114250-55100	FILTER, FUEL	1							
9	2	114250-55150	PIPE, GAUGE	1							
10	2	114250-55201	DAMPER, FUEL TANK	4							
11	2	23414-120000	GASKET 12, ROUND	1							
12	2	23887-120002	PLUG 12,HEX.	1							
13	2	124722-59050	CLAMP 9	2							
14	1	114250-55120	FILTER, FUEL OIL	1							
15	2	114250-55130	GASKET	1							
16	1	114250-55211	STAY (A)	1							
17	1	114250-55231	STAY (B)	1							
18	1	114250-55300	COCK ASSY, FUEL	1							
19	2	24341-000150	O-RING 1A S-15.0	1							
20	1	114650-55810	BOLT, LIFTING	1							
21	1	22117-080000	WASHER 8	1							
22	1	26106-080452	BOLT M 8X 45 PLATED	1							
23	1	26366-060002	NUT M 6	2							
24	1	26476-060142	BOLT M 6X 14,TAPPING	2							
25	1	106990-44660	BAND, HOSE	2							
26	1	114250-59050	PIPE, FUEL OIL	1							
27	1	124722-59050	CLAMP 9	2							
28	1	114250-59060	PIPE, FUEL RETURN	1							

Fig.52. TOOL,LABEL & GASKET SET

(A)=L40AE-S

(B)=

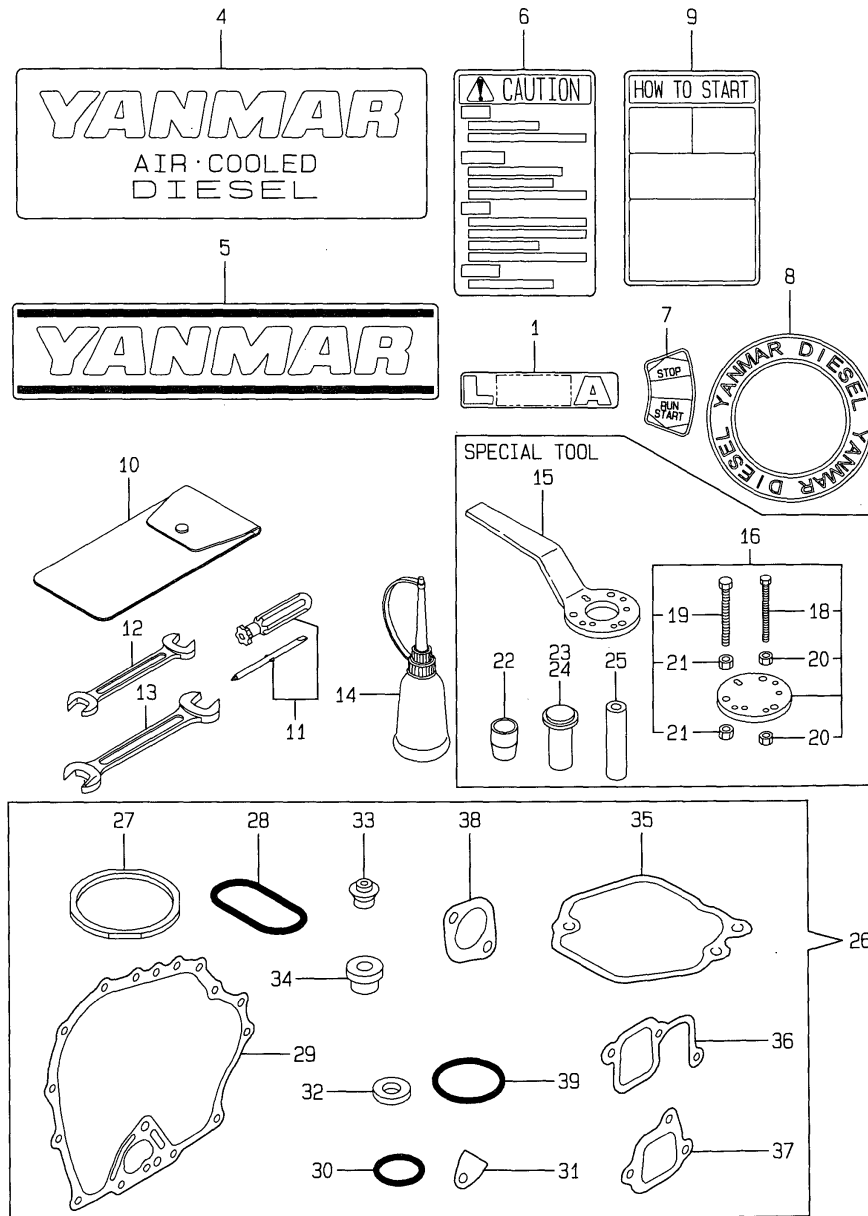
(C)=

(D)=

(E)=

(F)=

52. TOOL, LABEL & GASKET SET

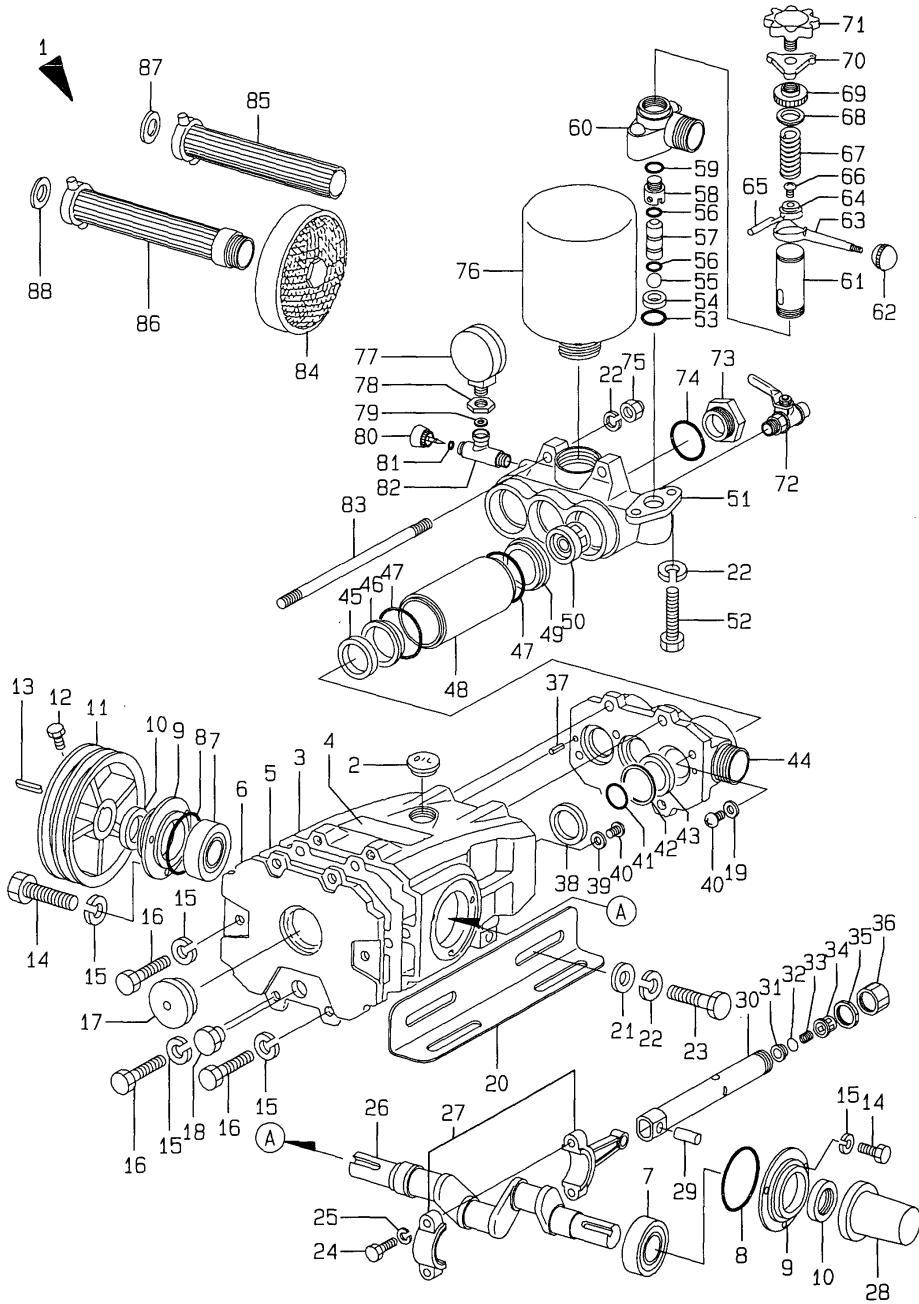


REF.	LEV.	PARTS NO.	DESCRIPTION	QTY						I	R
				(A)	(B)	(C)	(D)	(E)	(F)		
1	1	114270-07050	LABEL, (L40A)	1							
4	1	114250-07090	LABEL, AIR COOLED	1							
5	1	114250-07110	LABEL, YANMAR	1							
6	1	114268-07240	LABEL, CAUTION	1							
7	1	114250-07260	LABEL, OPERATION	1							
8	1	114250-07350	LABEL, YANMAR DIESEL	1							
9	1	114268-07350	LABEL, HOW TO START	1							
10	1	114250-92600	BAG, TOOL	1							
11	1	160330-92730	SCREWDRIVER	1							
12	1	28110-100120	WRENCH 10X12	1							
13	1	28110-140170	WRENCH 14X17	1							
14	1	28210-000150	FEEDER, OIL	1							
15	1	114250-92101	F.W. LOCKING HANDLE	1							1
16	1	114250-92130	REMOVER, FLYWHEEL	1							1
18	2	26116-060454	BOLT M 6X 45 PLATED	4							1
19	2	26116-080454	BOLT M 8X 45 PLATED	3							1
20	2	26716-060002	NUT M 6	8							1
21	2	26716-080002	NUT M 8	6							1
22	1	114268-92300	GUIDE, OIL SEAL	1							1
23	1	114250-92311	INSTALLING TOOL	1							1
24	1	114350-92311	INSTALLING TOOL	1							1
25	1	114250-92350	INSTALLING TOOL	1							1
26	1	714286-92600	GASKET SET	1							1
27	2	114250-01340	GASKET, CYL. HEAD	1							
28	2	114250-01380	O-RING	1							
29	2	114250-01412	GASKET, CRANK CASE	1							
30	2	24311-000180	O-RING 1A P-18.0	2							
31	2	114250-01840	GASKET	1							
32	2	22190-160002	SEAL WASHER 16S	2							
33	2	114250-11340	SEAL, VALVE STEM	2							
34	2	114250-11460	GASKET, NOZZLE	1							
35	2	114250-11310	GASKET, BONNET	1							
36	2	114250-12200	GASKET, AIR INTAKE	1							
37	2	114250-12210	GASKET, AIR CLEANER	1							
38	2	114250-13200	GASKET, MUFFLER	1							
39	2	103338-32570	O-RING	1							

Remarks
(1) OPTIONAL PARTS.

Fig.53. HYDRAULIC PUMP

53. HYDRAULIC PUMP



(A)=YDS404AE

(B)=

(C)=

(D)=

(E)=

(F)=

REF.	LEV.	PARTS NO.	DESCRIPTION	Q'TY						I	R
				(A)	(B)	(C)	(D)	(E)	(F)		
1	1	183277-48970		1							
2	2	X320005DS	CAP	1							
3	2	X1001842DS	CASE, CRANK	1							
4	2	X320007DS	NAME PLATE	1							
5	2	X100222DS	GASKET	1							
6	2	X100223DS	COVER	1							
7	2	X310005DS	BEARING	2							
8	2	X300005DS	O-RING	2							
9	2	X100227DS	SEAL COVER	2							
10	2	X320010DS	OIL SEAL	2							
11	2	X330006DS	V-PULLEY	1							
12	2	X210008DS	BOLT M 8X 20	1							
13	2	X100260DS	KEY	1							
14	2	X210012DS	BOLT M 6X 15	6							
15	2	X210300DS	SPRING WASHER 6	12							
16	2	X210010DS	BOLT M 6X 20	6							
17	2	X320008DS	GAUGE, LEVEL	1							
18	2	X220340DS	BOLT, DRAIN	1							
19	2	X100793DS	WASHER 6	4							
20	2	X100182DS	RAIL	2							
21	2	X210201DS	PLAIN WASHER 8	4							
22	2	X210301DS	SPRING WASHER 8	10							
23	2	X210006DS	BOLT M 8X 15 PLATED	4							
24	2	X200002DS	BOLT M 6X 25 PLATED	6							
25	2	X200700DS	SPRING WASHER 6	6							
26	2	X100229DS	CRANKSHAFT	1							
27	2	X100231DS	ROD ASSY, CONNECTING	3							
28	2	X320011DS	COVER	1							
29	2	X100233DS	PIN, PLUNGER	3							
30	2	X100235DS	PLUNGER W/BAREL	3							
31	2	X260004DS	SEAT, SUCTION VALVE	3							
32	2	X260005DS	VALVE, SUCTION	3							
33	2	X260006DS		3							
34	2	X260007DS		3							
35	2	X100591DS		3							
36	2	X100251DS	VALAE, STOPPER	3							
37	2	X200800DS	SPRING PIN	2							
38	2	X320013DS	OIL SEAL	3							
39	2	X210200DS	PLAIN WASHER 6	4							
40	2	X210701DS	CROSS SCREW M 6X 8	8							
41	2	X300003DS	O-RING	3							
42	2	X101611DS	RETAINER	3							
43	2	X320017DS	GASKET	3							
44	2	X100239DS	CHAMBER, PRE-COMBUST	1							
45	2	X320017DS	GASKET	3							
46	2	X100244DS		3							
47	2	X300008DS	O-RING	6							
48	2	X100241DS	PIPE	3							
49	2	X100245DS		3							
50	2	X260009DS	DISCHARGE VALVE	3							
51	2	X100237DS	DISCHARGE CHAMBER	1							

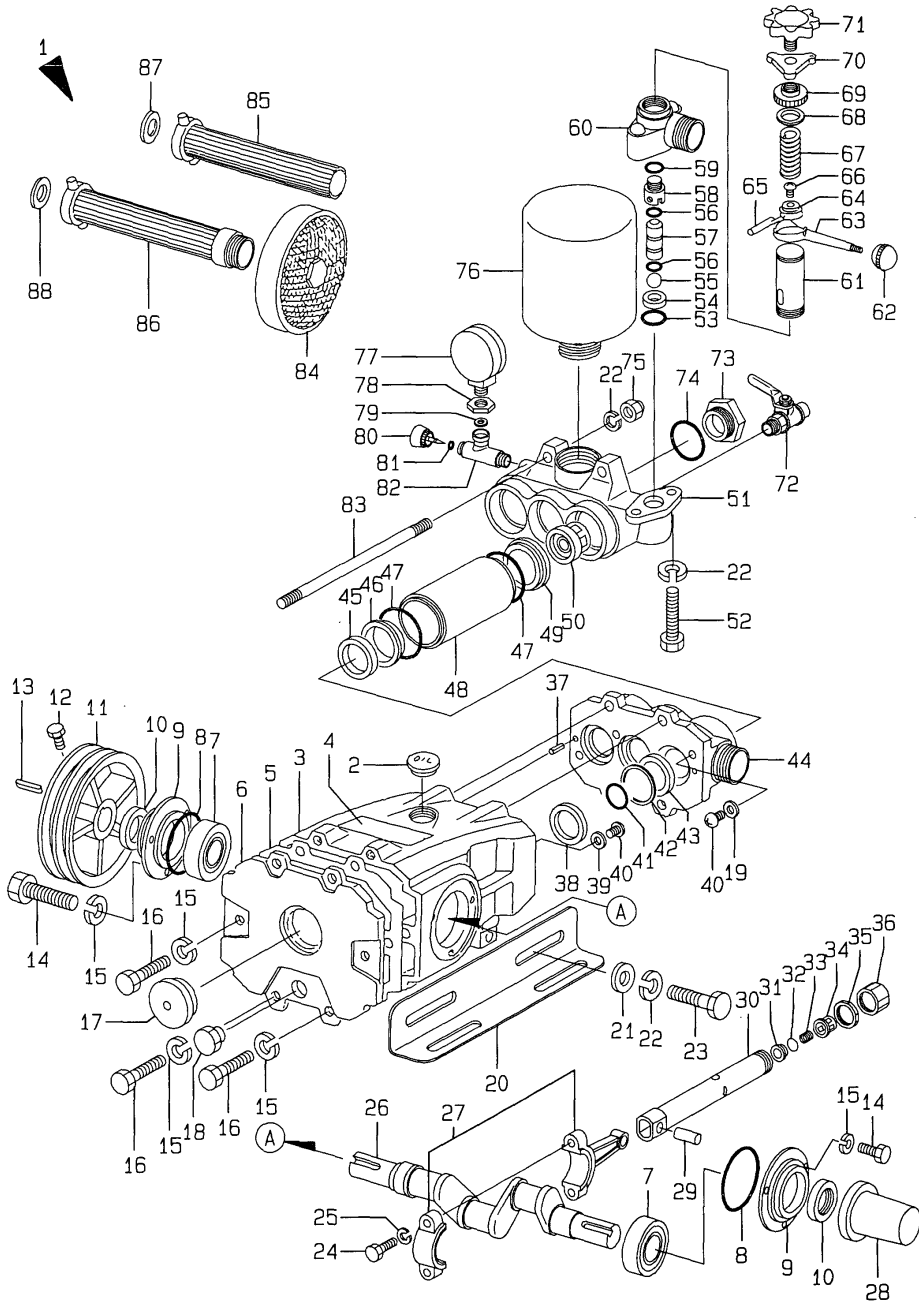
N:Old $\begin{matrix} \text{Yes} \\ \text{No} \end{matrix}$ New, Q:Old $\begin{matrix} \text{No} \\ \text{Yes} \end{matrix}$ New, R:Old $\begin{matrix} \text{Yes} \\ \text{No} \end{matrix}$ New, S:Old $\begin{matrix} \text{No} \\ \text{Yes} \end{matrix}$ New, W:Add, Z:Discontinued, F:Interchangeable by set, K:Q'ty Change

++ CONTINUE ++

(C)Copy Rights YANMAR CO.,LTD.

Fig.53. HYDRAULIC PUMP

53. HYDRAULIC PUMP



(A)=YDS404AE

(B)=

(C)=

(D)=

(E)=

(F)=

REF.	LEV.	PARTS NO.	DESCRIPTION	QTY						I	R
				(A)	(B)	(C)	(D)	(E)	(F)		
52	2	X210013DS	BOLT M 8X 25 PLATED	2							
53	2	X320018DS	PACKING, VALVE SEAT	1							
54	2	X100252DS	VALVE SEAT	1							
55	2	X260010DS	BALL VALVE	1							
56	2	X300010DS	O-RING, SPINDLE	2							
57	2	X100635DS	GEAR SHAFT	1							
58	2	X100254DS	VALVE HOLDER	1							
59	2	X300011DS	PACKING, VALVE HOLDER	1							
60	2	X100262DS		1							
61	2	X100264DS		1							
62	2	X320022DS		1							
63	2	X100133DS		1							
64	2	X1002561DS		1							
65	2	X100265DS	PIN	1							
66	2	X210705DS		1							
67	2	X100106DS	VALVE SPRING	1							
68	2	X100263DS	HOLDER	1							
69	2	X100259DS	CAP	1							
70	2	X320021DS	O-RING	1							
71	2	X320019DS		1							
72	2	X250100DS	BALL COCK	2							
73	2	X100268DS	PLUG	1							
74	2	X300009DS	O-RING	1							
75	2	X210106DS	CAP NUT M8	4							
76	2	X260012DS		1							
77	2	X330007DS	PRESSURE GAUGE	1							
78	2	X100257DS	LOCK NUT	1							
79	2	X300012DS	PACKING	1							
80	2	X250101DS	NEEDLE, GAUGE VALVE	1							
81	2	X300014DS	O-RING	1							
82	2	X250102DS	ELBOW, PRESSURE GAUGE	1							
83	2	X1002491DS		4							
84	2	X330000DS	STRAINER	1							
85	2	X330009DS	OVERFLOW HOSE	1							
86	2	X330008DS	SUCTION HOSE	1							
87	2	X320035DS	PACKING	1							
88	2	X320036DS	PACKING, SUCTION HOSE	1							

Fig.54. FRAME

(A)=YDS404AE

(B)=

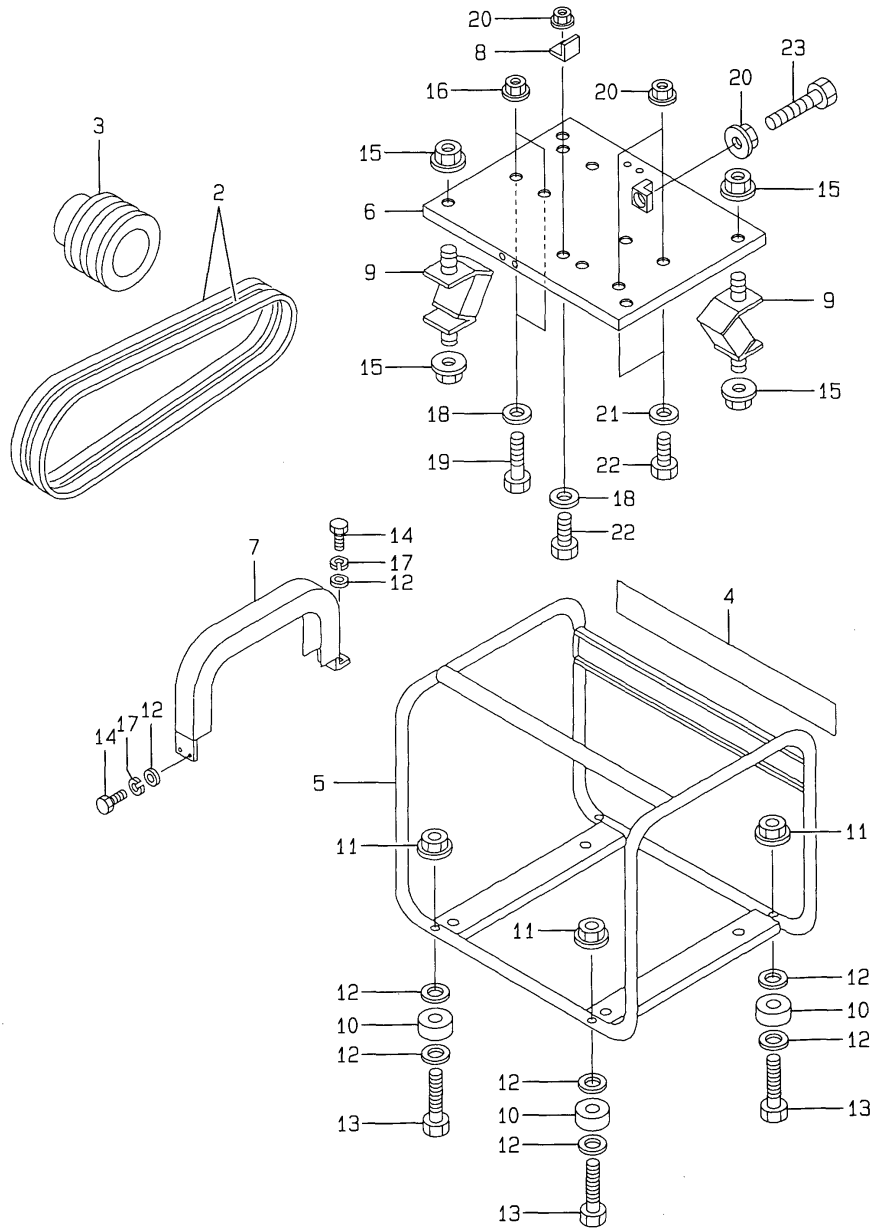
(C)=

(D)=

(E)=

(F)=

54.FRAME



REF.	LEV.	PARTS NO.	DESCRIPTION	QTY						I	R
				(A)	(B)	(C)	(D)	(E)	(F)		
1	1	X101576DS		1							1
2	1	X320028DS		2							
3	1	X330234DS	V-PULLEY	1							
4	1	X320101DS	NAME PLATE	1							
5	1	X101454DS	FRAME, PIPE	1							
6	1	X101447DS	BASE	1							
7	1	X101451DS	COVER, BELT	1							
8	1	X100694DS	RAIL GUIDE	1							
9	1	X320061DS	ANTIVIBRATION RUBBER	4							
10	1	X320034DS	RUBBER, CUSHION	4							
11	1	X200104DS	NUT M 6	4							
12	1	X200952DS	FLAT WASHER	12							
13	1	X210016DS	BOLT M 6X 40 PLATED	4							
14	1	X210012DS	BOLT M 6X 15	4							
15	1	X200107DS		8							
16	1	X200106DS		4							
17	1	X210300DS	SPRING WASHER 6	4							
18	1	X200954DS	WASHER 10	4							
19	1	X210021DS	BOLT M10X 45 PLATED	4							
20	1	X200105DS		6							
21	1	X200953DS	WASHER 8	5							
22	1	X210008DS	BOLT M 8X 20	4							
23	1	X210017DS	BOLT M 8X 75 PLATED	1							

Remarks
(1) NOT ILLUSTRATED.

N:Old $\xrightarrow{\text{Yes}}$ New, Q:Old $\xrightarrow{\text{No}}$ New, R:Old $\xrightarrow{\text{Yes}}$ New, S:Old $\xrightarrow{\text{No}}$ New, W:Add, Z:Discontinued, F:Interchangeable by set, K:Q'ty Change

Part Number Index

All parts are stipulated in the order of part numbers.

(Depending on the area in which the part is used.)

This index will display the location of the part according to each part number.

PARTS No. INDEX

PARTS No.	Fig.	Ref.No.
101158-11180	4	36
102100-67080	48	40
103338-32570	10	9
	15	61
	25	9
	30	51
	37	7
	41	39
	48	7
	52	39
103854-01221	7	20
	8	20
	23	20
	36	20
	47	20
104200-23201	9	41
	24	41
104200-66820	10	44
	25	41
	37	34
104200-66830	10	45
	25	42
	37	35
104200-66850	10	46
	25	43
	37	36
104211-11370	4	53
		75
	20	30
		50
105010-11490	4	52
		74
105025-01220	3	8
	19	8
105198-07120	14	28
	29	28
105225-01240	2	11
105425-01690	1	35
	2	21
	3	21
	18	35
	19	34
	33	35
	44	34
		35
105546-51020	12	4
	27	3
	39	2
	50	2
105546-51330	12	25

PARTS No.	Fig.	Ref.No.
105546-51330	27	20
	39	15
	50	15
106100-77620	14	30
	29	30
106100-77630	14	31
	29	31
106990-44660	13	36
	28	30
	40	28
	51	25
114250-01200	1	8
	18	8
	33	8
	44	8
114250-01210	1	9
	18	9
	33	9
	44	9
114250-01220	1	10
	18	10
	33	10
	44	10
114250-01250	1	11
	18	11
	33	11
	44	11
114250-01340	1	13
	15	36
	18	13
	30	31
	33	13
	41	27
	44	13
	52	27
114250-01380	1	14
	15	39
	18	14
	30	33
	33	14
	41	28
	44	14
	52	28
114250-01412	1	26
	15	42
	18	26
	30	35
	33	26
	41	29
	44	26

PARTS No.	Fig.	Ref.No.
114250-01412	52	29
114250-01452	44	27
114250-01800	1	15
	2	25
	3	25
	18	15
	19	15
	33	15
	44	15
114250-01830	1	20
	2	30
	3	30
	18	20
	19	20
	33	20
	44	20
114250-01840	1	21
	2	31
	3	31
	15	46
	18	21
	19	21
	30	38
	33	21
	41	31
	44	21
	52	31
114250-02030	1	40
	2	40
	3	40
	18	40
	19	40
	33	40
	44	41
114250-02100	1	30
	18	30
	33	30
	44	30
114250-02113	1	41
	18	41
	33	41
	44	42
114250-02200	1	47
	18	47
	33	47
	44	48
114250-02210	1	48
	18	48
	33	48
	44	49

PARTS No.	Fig.	Ref.No.
114250-03591	4	88
	20	62
	45	40
114250-03640	4	91
	20	65
	34	50
	45	43
114250-07090	30	2
	52	4
114250-07110	52	5
114250-07260	52	7
114250-07350	15	8
	30	8
	41	6
	52	8
114250-11020	4	11
	20	1
	34	10
	45	1
114250-11101	4	26
	20	11
	34	15
	45	6
114250-11113	4	29
	20	13
	34	16
	45	7
114250-11120	4	32
	20	15
	34	17
	45	8
114250-11180	4	35
	20	17
	34	18
	45	9
114250-11240	4	62
		71
	20	39
		47
	34	31
		36
	45	22
		27
114250-11290	4	44
	20	23
	34	21
	45	12
114250-11310	4	82
	15	52
	20	57

PARTS No. INDEX

PARTS No.	Fig.	Ref.No.
114250-11310	30	43
	34	44
	41	35
	45	35
	52	35
114250-11340	4	48
	15	48
	20	27
	30	40
	34	24
	41	33
	45	15
	52	33
114250-11460	4	54
	15	51
	20	31
	30	42
	34	26
	41	34
114250-11600	45	17
	52	34
	4	56
	20	33
	34	28
114250-11651	45	19
	4	58
	20	35
114250-11900	34	29
	45	20
	4	76
	20	51
114250-11951	34	39
	45	30
	20	59
	45	36
114250-12010	5	20
	21	20
	35	1
	46	1
114250-12200	5	23
	15	54
	21	22
	30	45
	35	2
	41	36
	46	2
	52	36
114250-12210	5	1
	15	57
	21	1

PARTS No.	Fig.	Ref.No.
114250-12210	30	47
	35	3
	41	37
	46	3
	52	37
114250-12520	5	7
	21	7
	35	6
	46	6
114250-12530	5	9
	21	9
	35	7
	46	7
114250-12550	5	17
	21	17
	35	10
114250-12560	46	10
	5	15
	21	11
	35	9
	46	9
114250-12580	5	11
	21	13
	35	8
	46	8
	6	1
114250-13200	15	59
	22	1
	30	49
	35	15
	41	38
114250-13521	46	15
	52	38
	6	3
	22	3
	35	16
114250-13531	46	16
	22	4
	6	4
	22	4
114250-13701	6	5
	22	5
	35	18
	46	18
114250-14200	7	6
	8	6
	23	6
	36	6
114250-14260	47	6
	7	7
	8	7

PARTS No.	Fig.	Ref.No.
114250-14260	9	7
	23	7
	24	7
	36	7
	47	7
	7	8
	23	8
	36	8
114250-14450	47	8
	7	23
	8	21
	23	23
114250-21550	36	23
	47	23
	7	33
	23	33
114250-22302	36	33
	47	36
	7	38
	8	38
114250-23200	23	38
	47	41
	7	39
	8	39
	23	39
114250-23220	36	39
	47	42
	7	40
	8	40
	23	40
114250-23250	36	40
	47	43
	10	1
	25	1
	37	1
114250-32010	48	1
	10	8
	25	8
	37	6
114250-32070	48	6
	48	10
	10	12
	25	12
114250-35060	37	10
	1	32
	2	32
	3	32
114250-35070	18	32
	19	32
	1	32
	2	32

PARTS No.	Fig.	Ref.No.
114250-35150	33	32
	48	11
	48	12
	11	1
	26	1
114250-35250	38	1
	49	1
	11	12
	26	10
114250-35270	38	4
	49	4
	11	13
	26	11
114250-45211	38	5
	49	5
	11	14
	26	12
114250-45300	38	6
	49	6
	12	5
	27	4
114250-45310	39	3
	50	3
	12	18
	27	28
114250-45330	39	4
	50	4
	12	19
	27	5
114250-51080	39	5
	50	5
	12	6
	27	6
114250-51150	39	6
	50	6
	12	20
	27	15
114250-51160	39	12
	50	12
	12	26
	27	21
114250-51200	39	16
	50	16
	12	28
	27	23
114250-51300	39	18
	50	18
	12	29
	27	24
114250-51340	39	19
	12	29
	27	24
	39	19

PARTS No. INDEX

PARTS No.	Fig.	Ref.No.
114250-51640	50	19
114250-51650	12	30
	27	25
	39	20
	50	20
114250-53001	12	36
	27	31
	39	24
	50	24
114250-53080	12	44
	27	36
	39	27
	50	27
114250-53120	12	45
	27	37
	39	28
	50	28
114250-53130	12	46
	27	38
	39	29
	50	29
114250-53140	12	47
	27	39
	39	30
	50	30
114250-53210	12	48
	27	40
	39	31
	50	31
114250-53300	12	49
	27	41
	39	32
	50	32
114250-53331	12	54
	27	46
	39	35
	50	35
114250-53400	12	55
	27	47
	39	36
	50	36
114250-55041	28	7
	51	3
114250-55050	28	8
	51	4
114250-55060	28	9
	51	5
114250-55100	28	12
	51	8
114250-55120	28	17

PARTS No.	Fig.	Ref.No.
114250-55120	51	14
114250-55130	13	28
	28	19
	40	22
	51	15
114250-55150	28	13
	51	9
114250-55201	28	15
	51	10
114250-55211	28	20
	51	16
114250-55231	28	21
	51	17
114250-55300	28	23
	51	18
114250-59050	28	31
	51	26
114250-59060	13	2
	28	33
		36
	40	2
	51	28
114250-59800	27	54
	50	43
114250-66050	48	32
114250-66200	10	54
	25	50
	37	42
	48	34
114250-66440	10	43
	25	40
	37	33
	48	39
114250-66550	10	55
	25	51
	37	43
	48	42
114250-76050	49	8
114250-76250	49	9
114250-76510	49	10
114250-76590	11	32
	26	30
	38	23
	49	23
114250-76600	11	66
	26	50
	38	26
	49	26
114250-76610	11	67
	26	51

PARTS No.	Fig.	Ref.No.
114250-76610	38	27
	49	27
114250-92101	15	14
	30	15
	41	15
	52	15
114250-92130	15	15
	30	16
	41	16
	52	16
114250-92311	15	24
	30	24
	41	23
	52	23
114250-92350	15	27
	30	27
	41	25
	52	25
114250-92600	15	9
	30	10
	41	10
	52	10
114252-12550	5	18
	21	18
114252-12560	5	16
	21	12
114252-66252	48	35
114260-01454	1	27
	18	27
	33	27
114260-76050	11	17
	26	15
	38	8
114260-76250	11	18
	26	16
	38	9
114260-76520	11	19
	26	17
	38	10
114268-07240	15	31
	30	6
	41	8
	52	6
114268-07350	15	32
	30	9
	41	9
	52	9
114268-13800	46	23
114268-92300	15	21
	30	22

PARTS No.	Fig.	Ref.No.
114268-92300	41	22
	52	22
114270-01600	1	22
	2	33
	3	34
	18	22
	19	22
	33	22
	44	22
114270-07050	15	1
	30	4
	41	1
	52	1
114270-61520	10	35
	25	32
	37	25
	48	27
114350-01200	2	8
114350-01210	2	9
114350-01220	2	10
114350-01250	2	12
114350-01340	2	13
	15	37
114350-01380	2	14
	15	40
114350-01412	2	15
	15	43
114350-01700	1	6
	2	6
	3	6
	18	6
	19	6
	33	6
	44	6
114350-02100	2	19
114350-02113	2	41
114350-02200	2	46
114350-02210	2	47
114350-11101	4	27
114350-11113	4	30
114350-11120	4	33
114350-11340	4	49
	15	49
114350-11470	4	55
	20	32
	34	27
	45	18
114350-12011	5	21
114350-12201	5	24
	15	55

PARTS No. INDEX

PARTS No.	Fig.	Ref.No.
114350-14450	8	8
114350-22301	8	33
114350-45320	11	4
	26	3
114350-45340	11	5
	26	4
114350-51200	12	7
114350-55120	13	26
114350-76590	11	46
114350-92311	15	25
	30	25
	41	24
	52	24
114350-92350	15	28
114351-77500	14	27
	29	27
114351-77540	14	24
	29	24
114351-77700	14	32
	29	32
114351-78261	14	34
	29	34
114351-78771	14	35
	29	35
114351-78781	14	36
	29	36
114360-01454	2	16
114360-45101-R	11	10
114360-59010	13	35
114362-77011	14	1
	29	1
114368-92300	15	22
114370-07050	15	2
114370-45350	11	16
	26	14
	38	7
	49	7
114371-77160	14	7
	29	7
114371-77170	14	13
	29	13
114371-79040	14	8
	29	8
114371-79050	14	9
	29	9
114371-79060	14	10
	29	10
114371-79070	14	17
	29	17
114380-23100	8	43 A

PARTS No.	Fig.	Ref.No.
114381-77110	14	2
	29	2
114381-77130	14	5
	29	5
114381-77140	14	6
	29	6
114381-77150	14	12
	29	12
114385-77400	14	20
	29	20
114550-01340	19	13
	30	32
114550-11010	20	2
114554-01452	19	27
114570-07050	30	5
114650-01230	3	9
	19	9
114650-01240	3	10
	19	10
114650-01250	3	11
	19	11
114650-01260	3	12
	19	12
114650-01340	3	13
	15	38
114650-01380	3	14
	15	41
	19	14
	30	34
114650-01412	3	15
	15	44
	19	26
	30	36
114650-02100	3	19
	19	30
114650-02150	3	41
	19	41
114650-02200	3	46
	19	46
114650-02210	3	47
	19	47
114650-11010	4	13
114650-11100	4	28
	20	12
114650-11121	4	34
	20	16
114650-11261	4	45
	20	24
114650-11310	4	83
	15	53

PARTS No.	Fig.	Ref.No.
114650-11310	20	58
	30	44
114650-11340	4	50
	15	50
	20	28
	30	41
114650-11600	4	57
	20	34
114650-11652	4	59
	20	36
114650-11951	4	85
	20	60
114650-12020	5	22
	21	21
114650-12210	5	2
	15	58
	21	2
	30	48
114650-12300	5	25
	15	56
	21	23
	30	46
114650-12520	5	8
	21	8
114650-12530	5	10
	21	10
114650-12590	5	12
	21	14
114650-13200	6	2
	15	60
	22	2
	30	50
114650-14200	9	6
	24	6
114650-14401	9	8
	24	8
114650-21551	9	21
	24	21
114650-22300	9	35
	24	35
114650-32010	10	2
	25	2
114650-45200	11	3
	26	2
114650-45330	11	15
	26	13
114650-51100	12	8
	27	7
114650-51300	12	21
	27	16

PARTS No.	Fig.	Ref.No.
114650-53000	12	38
	27	32
114650-53300	12	50
	27	42
114650-55120	28	18
114650-55150	28	14
114650-55230	28	22
114650-55810	28	25
	51	20
114650-59800	12	64
	27	55
114650-59850	12	72
	27	62
114650-66500	10	56
	25	52
114650-76520	11	49
	26	33
114650-76540	11	52
	26	36
114650-76630	11	59
	26	43
114650-92310	15	26
	30	26
114650-92350	15	29
	30	28
114652-59300	28	34
114652-59310	28	37
114654-11110	4	31
	20	14
114660-01471	3	16
114660-76050	11	47
	26	31
114660-76250	11	48
	26	32
114660-76530	11	50
	26	34
114660-76590	11	63
	26	47
114662-21592	9	22
	24	22
114662-21601	9	25
	24	25
114668-45102-R	11	11
	26	9
114668-92300	15	23
	30	23
114670-07050	15	3
114770-21400	47	21
114770-61600	10	36
	25	33

PARTS No. INDEX

PARTS No.	Fig.	Ref.No.
114770-61600	37	26
	48	28
114770-61610	10	37
	25	34
	37	27
	48	29
114770-66010	10	51
	25	48
	37	41
	48	31
114778-45100	49	3
114780-21400	7	21
	23	21
	36	21
114788-45100-R	11	9
	26	8
	38	3
114870-11020	4	12
114870-13551	6	7
114870-45200	11	2
114870-53000	12	37
114870-66010	10	52
114880-21400	8	22
114880-76050	11	33
114880-76250	11	34
114880-76510	11	35
114970-13550	6	13
	22	7
114970-13560	6	15
	22	9
114970-13700	6	16
	22	10
114970-13710	6	17
	22	11
114970-66010	10	53
	25	49
118200-23200	8	38 -1
119260-11370	4	51
		73
	20	29
		49
	34	25
		38
	45	16
		29
119620-11180	4	37
	20	18
119660-77710	14	21
	29	21
	28	38

PARTS No.	Fig.	Ref.No.
122710-01220	9	12
	24	20
124060-23100	9	40
	24	40
124550-51350	12	27
	27	22
	39	17
	50	17
124722-59050	13	1
	28	16
		32
		35
	40	1
	51	13
		27
124950-01250	1	12
	18	12
	33	12
	44	12
129792-22400	9	36
	24	36
135210-61090	10	64
	25	60
	37	49
	48	54
160110-02220	1	42
	2	42
		43
	18	42
	33	42
	44	43
160210-02220	1	43
	18	43
	33	43
	44	44
160260-01580	6	14
	22	8
160260-76520	11	20
	26	18
	38	11
	49	11
160260-76530	11	21
	26	19
	38	12
	49	12
160260-76540	11	22
	26	20
	38	13
	49	13
160260-76550	11	23

PARTS No.	Fig.	Ref.No.
160260-76550	26	21
	38	14
	49	14
160260-76560	11	24
	26	22
	38	15
	49	15
160260-76570	49	16
160260-76580	11	26
	26	24
	38	17
	49	17
160260-76590	11	27
	26	25
	38	18
	49	18
160260-76600	11	28
	26	26
	38	19
	49	19
160260-76620	11	30
	26	28
	38	21
	49	21
160260-76630	11	31
	26	29
	38	22
	49	22
160290-76570	11	25
	26	23
	38	16
160310-14550	47	25
160330-92730	15	10
	30	11
	41	11
	52	11
160393-55050	13	14
	40	12
160664-95530	16	28
	31	12
160664-95780	32	18
	43	9
160670-66350	4	6
	34	5
160710-01760	1	36
	18	36
	33	36
	44	36
160710-55061	13	7
	40	5

PARTS No.	Fig.	Ref.No.
160710-55100	13	15
	40	13
160710-78710	14	37
	29	37
160725-78350	48	47
160810-76520	11	36
160810-76540	11	38
160810-76580	11	40
160810-76620	11	42
160810-76630	11	43
160840-76530	11	37
160840-76560	11	39
160910-01740	2	22
	3	22
	19	36
160910-76530	11	51
	26	35
160910-76550	11	53
	26	37
160910-76560	11	54
	26	38
160910-76570	11	55
	26	39
160910-76580	11	56
	26	40
160910-76620	11	58
	26	42
160910-76650	11	60
	26	44
181130-76680	11	44
181130-76700	11	45
183178-48060	31	7
183178-48080	16	31
	31	13
183178-48140	31	24
183178-48160	31	30
183178-48260	16	72
	31	41
183178-48270	16	54
	31	44
183178-48280	16	56
	31	45
183178-48350	31	52
183250-03410	4	1
	34	1
183250-03450	4	2
	34	2
183250-03510	4	3
	34	3
183250-03550	4	5

PARTS No. INDEX

PARTS No.	Fig.	Ref.No.
183250-03550	34	4
183250-03601	4	87
	34	49
183250-07110	15	6
	30	3
	41	4
183250-07230	15	7
	30	7
	41	5
183250-08220	17	7
183250-11951	4	84
	34	45
183250-55120	13	25
	40	21
183250-55170	13	29
	40	23
183250-55300	13	23
	40	20
183250-55320	13	31
	40	24
183250-59040	13	37
	40	29
183250-59800	12	62
	39	43
183250-66050	10	40
	25	37
	37	30
183250-66070	10	41
	25	38
	37	31
183250-66100	10	42
	25	39
	37	32
183250-66500	10	39
	25	36
	37	29
183251-07190	15	30
	41	7
183277-07210	32	8
183277-07220	32	11
183277-07230	32	9
183277-07240	32	12
183277-07310	17	9
183277-07320	17	12
183277-07410	43	5
183277-07420	43	7
183277-07430	43	6
183277-07440	43	8
183277-08330	17	1
183277-08370	17	17

PARTS No.	Fig.	Ref.No.
183277-48110	16	34
183277-48120	16	32
	31	19
183277-48130	16	37
183277-48160	16	58
183277-48170	16	61
183277-48280	16	46
		48
183277-48410	16	12
183277-48430	16	16
183277-48440	16	18
183277-48450	16	20
183277-48510	31	1
183277-48610	31	2
183277-48710	16	1
183277-48810	42	2
183277-48910	42	3
183277-48970	53	1
183278-48140	31	25
183278-48160	31	31
183278-48260	16	73
	31	42
183278-48350	31	53
183279-08210	17	8
183329-48050	31	4
183329-48070	31	10
183329-48110	31	16
183329-48130	31	21
183329-48150	31	27
183329-48360	31	55
183329-48560	31	9
183329-92810	31	47
183329-92820	31	46
183350-03510	4	4
183350-55120	13	20
	40	17
183350-55130	13	21
	40	18
183350-55170	13	30
183350-55300	13	24
183350-59800	12	63
183366-59010	13	34
	40	27
183377-07310	17	10
183377-07320	17	13
183377-08330	17	2
183377-08370	17	19
183377-48110	16	35
183377-48160	16	59
183377-48170	16	62

PARTS No.	Fig.	Ref.No.
183377-48410	16	13
183377-48430	16	17
183377-48440	16	19
183377-48450	16	21
183377-48710	16	2
183429-48110	31	17
183429-48130	31	22
183429-48360	31	56
183577-07210	32	10
183577-07220	32	13
183577-48120	16	33
	31	20
183577-48350	31	54
183577-48370	17	20
	32	20
183577-48510	31	3
183621-55150	13	17
183677-07310	17	11
183677-07320	17	14
183677-08330	17	3
183677-48110	16	36
183677-48130	16	39
183677-48160	16	60
183677-48170	16	63
183677-48710	16	3
183720-55210	11	6
	13	22
	26	5
	40	19
183925-55150	13	16
	40	14
714250-11570	4	38
	20	19
	34	19
	45	10
714250-12560	5	3
	21	3
	35	4
	46	4
714250-22502	7	27
	23	27
	36	27
	47	30
714250-22542	7	52
	23	52
	36	52
	47	55
714250-22550	7	58
	23	58
	36	58

PARTS No.	Fig.	Ref.No.
714250-22550	47	61
714250-23600	7	42
	23	42
	36	42
	47	45
714250-23610	7	62
	23	62
	36	62
	47	65
714250-23620	7	64
	23	64
	36	64
	47	67
714250-23703	7	35
	23	35
	36	35
	47	38
714250-51710	12	1
	27	1
	39	1
	50	1
714250-53101	12	33
	27	29
	39	23
	50	23
714250-55711-R	28	1
	51	1
714250-61500	10	15
	25	15
	37	13
	48	15
714268-66500	48	36
714270-01560	1	1
	18	1
	33	1
	44	1
714270-11660	4	64
	20	41
	34	33
	45	24
714270-22580	47	59
714270-22620	47	53
714270-22720	47	28
714278-21710	47	12
714280-21700	7	12
714280-22580	7	56
	23	56
	36	56
714280-22620	7	50
	23	50

PARTS No. INDEX

PARTS No.	Fig.	Ref.No.
714280-22620	36	50
714280-22720	7	25
	23	25
	36	25
714286-92600	15	33
	30	29
	41	26
	52	26
714288-21700	36	12
714288-21760	23	12
714350-22502	8	27
714350-22542	8	52
714350-22550	8	58
714350-23600	8	42
714350-23610	8	62
714350-23620	8	64
714350-23704	8	35
714350-28520	8	44
714350-51710	12	2
714350-61500	10	16
714360-21710	8	12 -1
714370-11660	4	65
714371-01560	2	1
714380-22580	8	56
714380-22620	8	50
714380-22720	8	25
714380-23600	8	42 -1
714380-23610	8	62 -1
714380-23620	8	64 -1
714380-23700	8	35 -1
714386-92600	15	34
714550-22502	24	29
714550-22542	24	52
714550-22550	24	58
714560-22580	24	56
714560-22623	24	50
714560-22723	24	27
714569-55701-R	28	2
714571-01560	19	1
714586-92600	30	30
714587-21700	24	12
714650-12560	5	4
	21	4
714650-22502	9	29
714650-22542	9	52
714650-22550	9	60
714650-23600	9	42
	24	42
714650-23610	9	64
	24	62

PARTS No.	Fig.	Ref.No.
714650-23620	9	66
	24	64
714650-23700	9	37
	24	37
714650-51700	27	2
714650-51710	12	3
714650-53100	12	35
	27	30
714650-61500	10	17
	25	16
714660-22580	9	58
714660-22623	9	50
714660-22723	9	27
714670-11660	4	66
	20	42
714671-01560	3	1
714687-92600	15	35
714689-14580	9	1
	24	1
714689-21760	9	13
714770-28510	7	44
	23	44
	36	44
	47	47
714770-61700	10	28
	25	25
	37	20
	48	22
714780-14580	7	1
	23	1
	36	1
	47	1
714870-28510	8	44 -1
714870-53100	12	34
714880-14580	8	1
714880-21710	8	12
714970-28510	9	44
	24	44
714970-61700	10	29
	25	26
783277-55700-R	13	3
	40	3
783377-55700-R	13	4
X1001001	31	6
X1001002	31	8
X1001004	31	11
X1001012	31	26
X1001013A	31	29
X1001014	32	22
X1001015	31	32

PARTS No.	Fig.	Ref.No.
X1001019A	31	40
X1001020	16	74
	31	43
X1001023	16	27
X1001032	43	3
X100106DS	53	67
X100133DS	53	63
X100182DS	53	20
X1001842DS	53	3
X100222DS	53	5
X100223DS	53	6
X100227DS	53	9
X100229DS	53	26
X100231DS	53	27
X100233DS	53	29
X100235DS	53	30
X100237DS	53	51
X100239DS	53	44
X100241DS	53	48
X100244DS	53	46
X100245DS	53	49
X1002491DS	53	83
X100251DS	53	36
X100252DS	53	54
X100254DS	53	58
X1002561DS	53	64
X100257DS	53	78
X100259DS	53	69
X100260DS	53	13
X100262DS	53	60
X100263DS	53	68
X100264DS	53	61
X100265DS	53	65
X100268DS	53	73
X100591DS	53	35
X100635DS	53	57
X100694DS	54	8
X100793DS	53	19
X101447DS	54	6
X101451DS	54	7
X101454DS	54	5
X101576DS	54	1
X101611DS	53	42
X1021001N	16	9
X1021002	16	6
X1021003N	16	42
X1021010N	16	71
X1021020	16	45
X1021033A	16	77
X1021038A	16	66

PARTS No.	Fig.	Ref.No.
X1029040	16	24
X1029043	17	6
X1029044	16	50
X1071009	31	18
X1071011	31	23
X1079014	32	24
X1079027D	31	51
X1079029A	31	57
X1079031	32	5
X1079032	32	7
X1079033	32	19
X1079034	32	23
X1079035D	32	3
X200002DS	53	24
X200104DS	54	11
X200105DS	54	20
X200106DS	54	16
X200107DS	54	15
X200700DS	53	25
X200800DS	53	37
X200952DS	54	12
X200953DS	54	21
X200954DS	54	18
X210006DS	53	23
X210008DS	53	12
	54	22
X210010DS	53	16
X210012DS	53	14
	54	14
X210013DS	53	52
X210016DS	54	13
X210017DS	54	23
X210021DS	54	19
X210106DS	53	75
X210200DS	53	39
X210201DS	53	21
X210300DS	53	15
	54	17
X210301DS	53	22
X210701DS	53	40
X210705DS	53	66
X2114274200	14	18
	29	18
X2114275010	14	15
	29	15
X2114455080	14	11
	29	11
X2114560130	14	14
	29	14
X2114680050	14	16

PARTS No. INDEX

PARTS No.	Fig.	Ref.No.
X2114680050	29	16
X2114715500	14	4
	29	4
X2114811000	14	3
	29	3
X220340DS	53	18
X250100DS	53	72
X250101DS	53	80
X250102DS	53	82
X260004DS	53	31
X260005DS	53	32
X260006DS	53	33
X260007DS	53	34
X260009DS	53	50
X260010DS	53	55
X260012DS	53	76
X300003DS	53	41
X300005DS	53	8
X300008DS	53	47
X300009DS	53	74
X300010DS	53	56
X300011DS	53	59
X300012DS	53	79
X300014DS	53	81
X310005DS	53	7
X320005DS	53	2
X320007DS	53	4
X320008DS	53	17
X320010DS	53	10
X320011DS	53	28
X320013DS	53	38
X320017DS	53	43
		45
X320018DS	53	53
X320019DS	53	71
X320021DS	53	70
X320022DS	53	62
X320028DS	54	2
X320034DS	54	10
X320035DS	53	87
X320036DS	53	88
X320061DS	54	9
X320101DS	54	4
X330000DS	53	84
X330006DS	53	11
X330007DS	53	77
X330008DS	53	86
X330009DS	53	85
X330234DS	54	3
X401034	16	25

PARTS No.	Fig.	Ref.No.
X501003	42	7
X501019A	31	38
X502026	31	48
X503026	42	43
X521001N	16	7
X521002	16	4
X521003N	16	40
X521010N	16	69
X521015	16	14
X521017	16	10
X521020	16	43
X521033A	16	75
X521038A	16	64
	42	34
X529040	16	22
X529043	17	4
X531001	42	4
X531002	42	6
X531006	43	4
X531007	42	8
X531008	42	9
X531009	42	10
X531010	42	11
X531011	42	12
X531014	42	14
X531015	42	16
X531016	42	18
X531017	42	20
X531020	42	24
X531021	42	26
X531023	42	28
X531024	42	30
X531026	42	32
X531029	42	36
X531031A	42	46
X531032	42	37
X531034	42	39
X531039	42	48
X531042	42	40
X531050	42	41
X539027	42	44
X539028	43	1
X579027D	31	49
X579030D	32	1
X579033	32	4
X579034	32	6
X801001	31	5
X801013A	31	28
X801014	31	34
X801019A	31	39

PARTS No.	Fig.	Ref.No.
X801031	42	13
X821001N	16	8
X821002	16	5
X821003N	16	41
X821007N	16	38
X821010N	16	70
X821012	16	55
	42	22
X821015	16	15
X821017	16	11
X821018	16	57
	42	23
X821020	16	44
X821033A	16	76
X821038A	16	65
	42	35
X829040	16	23
X829041	16	26
X829043	17	5
X829044	16	47
X829045	16	49
X831001	42	5
X831014	42	15
X831015	42	17
X831016	42	19
X831017	42	21
X831020	42	25
X831021	42	27
X831023	42	29
X831024	42	31
X831026	42	33
X831031A	42	47
X839027	42	45
X839028	43	2
X879027D	31	50
X879030D	32	2

PARTS No.	Fig.	Ref.No.
-----------	------	---------



YANMAR CO., LTD.